



MIER COLLEGE OF EDUCATION (Autonomous)

College with Potential for Excellence Status by the UGC

Recognised by the J&K Govt. &

Permanently Affiliated to the University of Jammu

Accredited by the NAAC with 'A+' Grade

STUDENT FEEDBACK ANALYSIS AND ACTION TAKEN REPORT (2019-20)

INTERNAL QUALITY ASSURANCE CELL

Student Feedback Analysis Report (2019-20)

INTRODUCTION: The Internal Quality Assurance Cell (IQAC) is a vital part of the institution's quality assurance system and has been continuously working towards ensuring quality enhancement and sustenance. Collection and analysis of feedback from all the students on quality-related institutional processes helps to ensure the creation and enhancement of quality culture. It also provides valuable insights and guides us to serve our students and to improve the educational experience for our current and future students. This report focuses on the analysis of the feedback of students on curriculum and faculty.

DATA COLLECTION AND ANALYSIS: An effort was made to receive feedback from all students of the college. For this purpose, feedback forms were created and sent to students. As many 269 responses on curriculum were received from the students. In order to arrive at comprehensive results, useful statistical tool like percentage has been used. For the effective presentation of the data tables and graphs have been used.

Student Feedback

1. Student Profile: Programme

| Answer Choices | Responses | |
|------------------------------|-----------|-----|
| B.Ed. | 65.43% | 176 |
| B.Ed. Spl. Education (ID) | 10.78% | 29 |
| M.Ed. | 17.47% | 47 |
| M.A. Education | 4.09% | 11 |
| M.Phil. | 2.23% | 6 |
| | Answered | 269 |

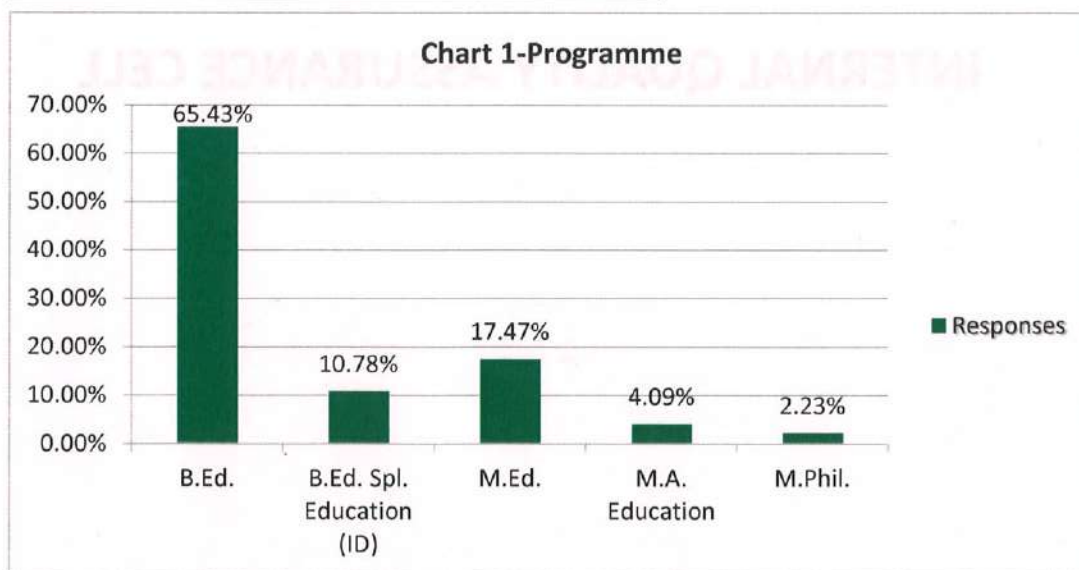


Chart-1 depicts the course-wise classification of student respondents. Students from B.Ed. programme were the major contributors of the feedback. 65.43% responses were received from them.

2. Session

| Answer Choices | Responses | |
|----------------|-----------|-----|
| 2018-20 | 39.41% | 106 |
| 2019-21 | 60.59% | 163 |
| | Answered | 269 |

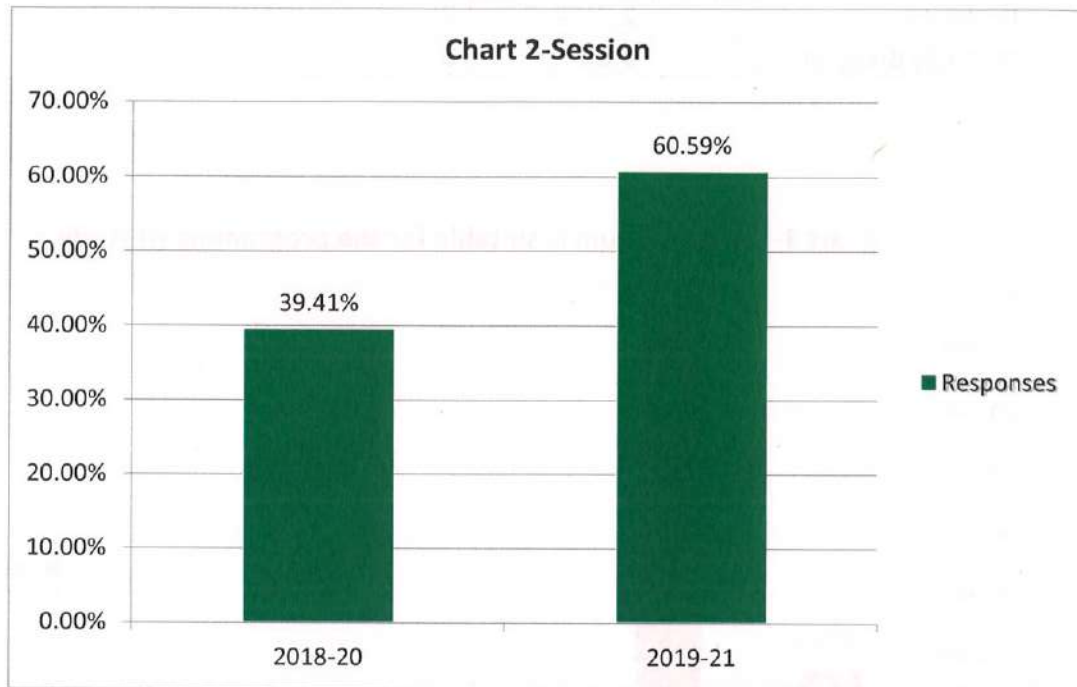


Chart-2 depicts session-wise student responses. Students of session-2019-21 were the major contributors of the feedback.

Student Feedback on Curriculum

3. The curriculum is suitable for the programme of study

| Answer Choices | Responses | |
|----------------------------|----------------|--------|
| | Strongly agree | 18.04% |
| Agree | 75.69% | 193 |
| Neither agree nor disagree | 3.53% | 9 |
| Disagree | 2.75% | 7 |
| Strongly disagree | 0.00% | 0 |

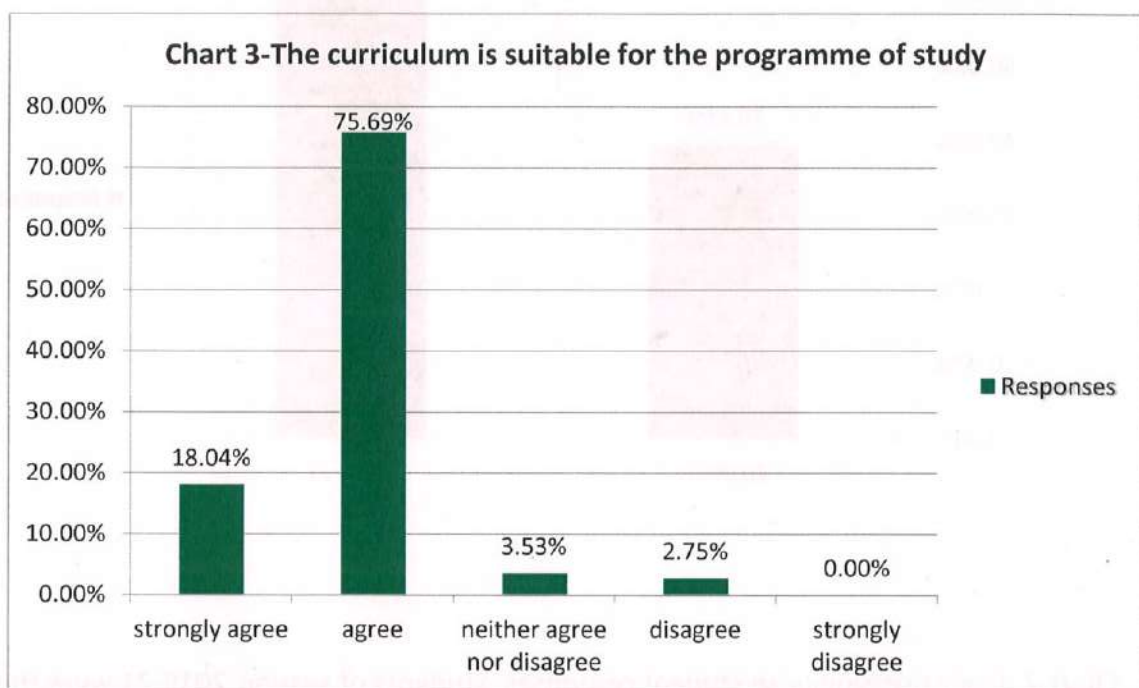


Chart 3 depicts the responses of the students on whether the curriculum is suitable for the programme of study. 18.04% of the students strongly agreed, while 75.69% agreed that the curriculum is suitable. Only 2.75% of the students disagreed and felt that the curriculum was not suitable for the programme of study.

4. The curriculum is need based

| Answer Choices | Responses | |
|----------------------------|-----------|-----|
| Strongly agree | 14.51% | 37 |
| Agree | 77.25% | 197 |
| Neither agree nor disagree | 5.10% | 13 |
| Disagree | 2.75% | 7 |
| Strongly disagree | 0.39% | 1 |

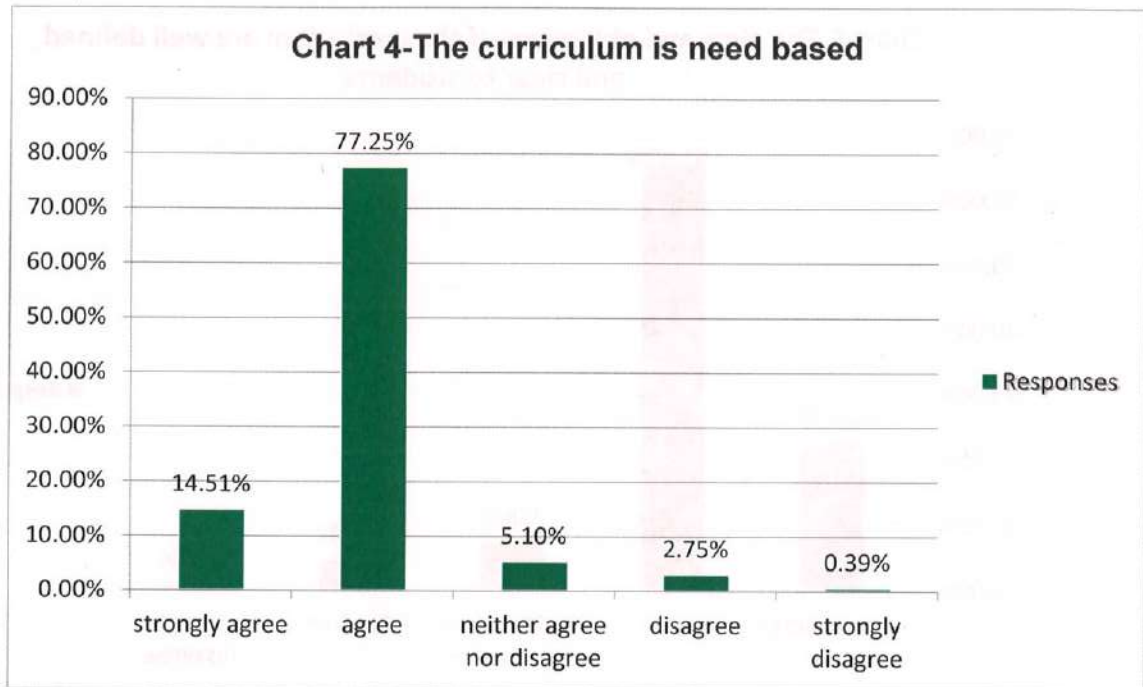


Chart 4 portrays responses of the students on whether the curriculum is need based. It was observed that 14.51% of the students strongly agreed and 77.25% agreed that the curriculum of the programme of study is need based. It was noticed that 5.10% of the students neither agreed nor disagreed, 2.75% disagreed and only 0.39% strongly disagreed.

5. The aims and objectives of the curriculum are well defined and clear to students

| Answer Choices | Responses | |
|----------------------------|----------------|--------|
| | Strongly agree | 22.75% |
| Agree | 65.49% | 167 |
| Neither agree nor disagree | 7.06% | 18 |
| Disagree | 4.31% | 11 |
| Strongly disagree | 0.39% | 1 |

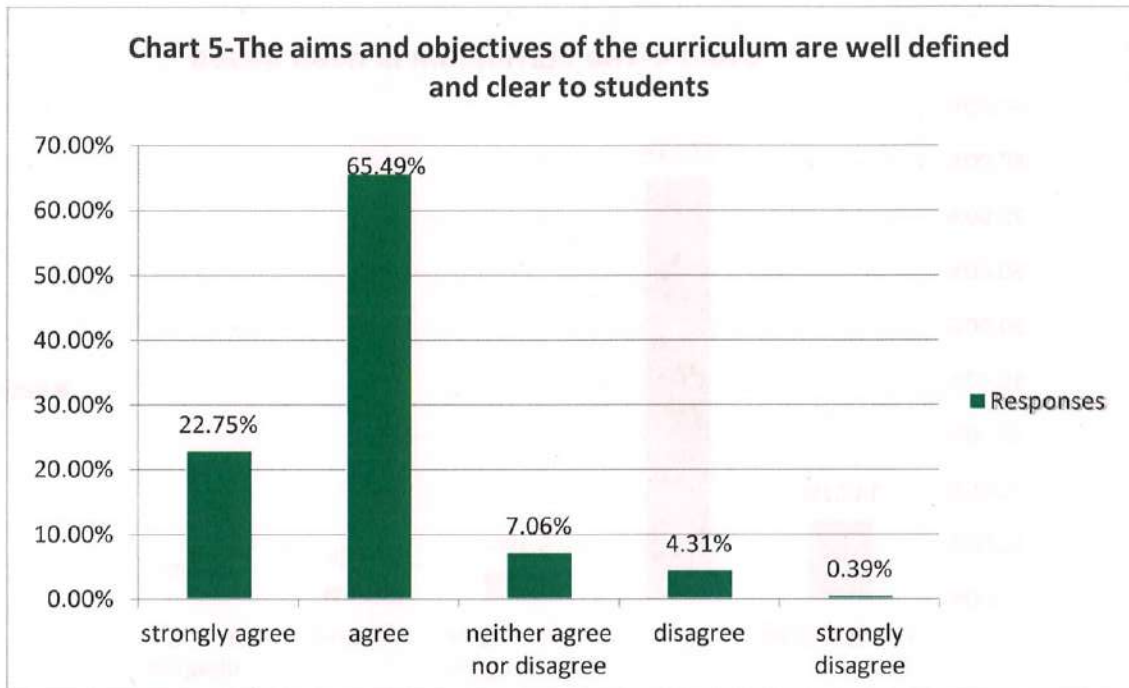


Chart 5 depicts the responses of the students on aims and objectives of the curriculum. 22.75% of the students responded that the aims and objectives are well defined and clearly understood by them. 65.49% agreed, while 7.06 % neither agreed nor disagreed. 4.31% of the students disagreed and 0.39% strongly disagree that the aims and objectives are well defined and clear.

6. The curriculum has good balance between theory and practical work

| Answer Choices | Responses | |
|----------------------------|-----------|-----|
| Strongly agree | 17.65% | 45 |
| Agree | 61.96% | 158 |
| Neither agree nor disagree | 11.37% | 29 |
| Disagree | 8.63% | 22 |
| Strongly disagree | 0.39% | 1 |

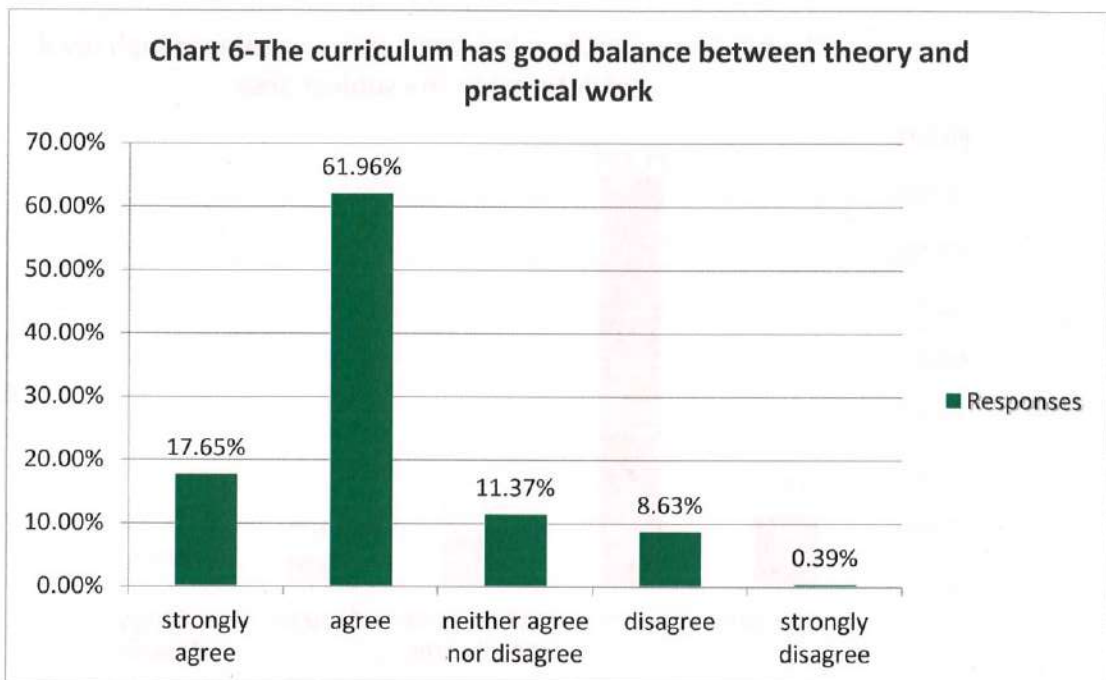


Chart 6 gives the details of students' responses on whether the curriculum has a good balance between theory and practical work. 17.65% of the students strongly agree, while 61.96 % agree. On the other hand, 11.37% of the students neither agree nor disagree, 8.63% disagree and only 0.39% strongly disagree.

7. The curriculum has been able to generate high level of interest in the subject area

| Answer Choices | Responses | |
|----------------------------|-----------|-----|
| Strongly agree | 12.55% | 32 |
| Agree | 73.33% | 187 |
| Neither agree nor disagree | 9.02% | 23 |
| Disagree | 5.10% | 13 |
| Strongly disagree | 0.00% | 0 |

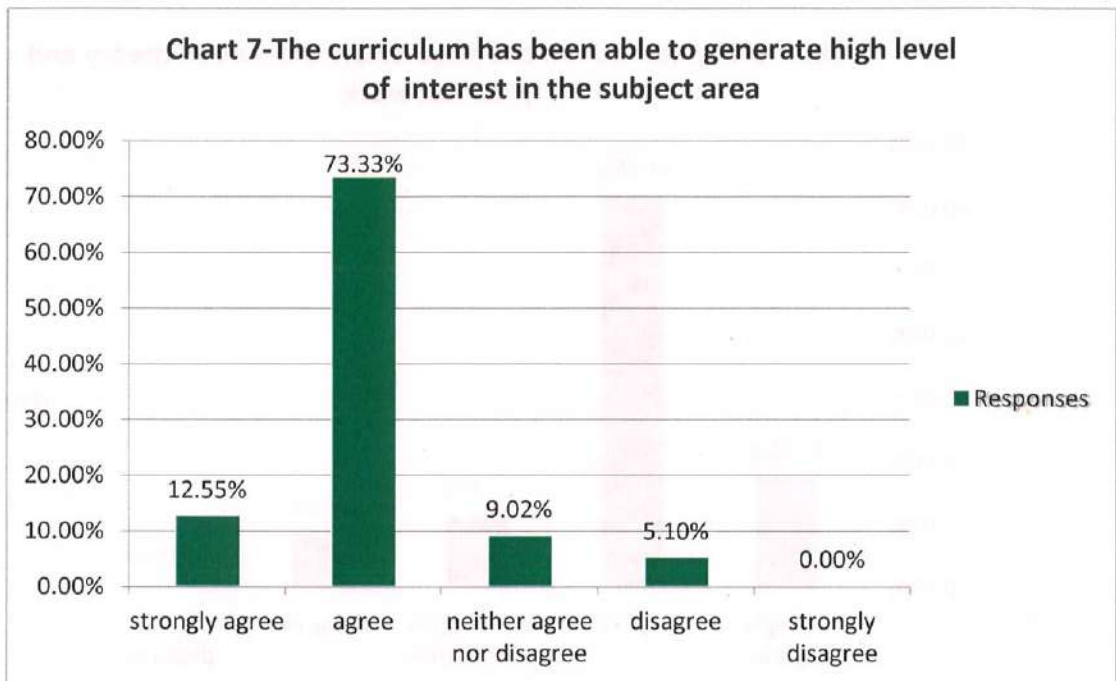


Chart-7 describes the responses of the students on whether the curriculum was creating interest in the subject area or not. 12.55% of the students strongly agreed that, the curriculum has been able to generate high level of interest in the subject area. On the other side, 73.33 % agreed and 9.02% neither agree nor disagreed. Only 5.10% of the students disagreed that the curriculum was able to create interest.

8. The programme of study carries sufficient number of optional courses

| Answer Choices | Responses | |
|----------------------------|-----------|-----|
| Strongly agree | 11.76% | 30 |
| Agree | 65.10% | 166 |
| Neither agree nor disagree | 15.69% | 40 |
| Disagree | 6.27% | 16 |
| Strongly disagree | 1.18% | 3 |

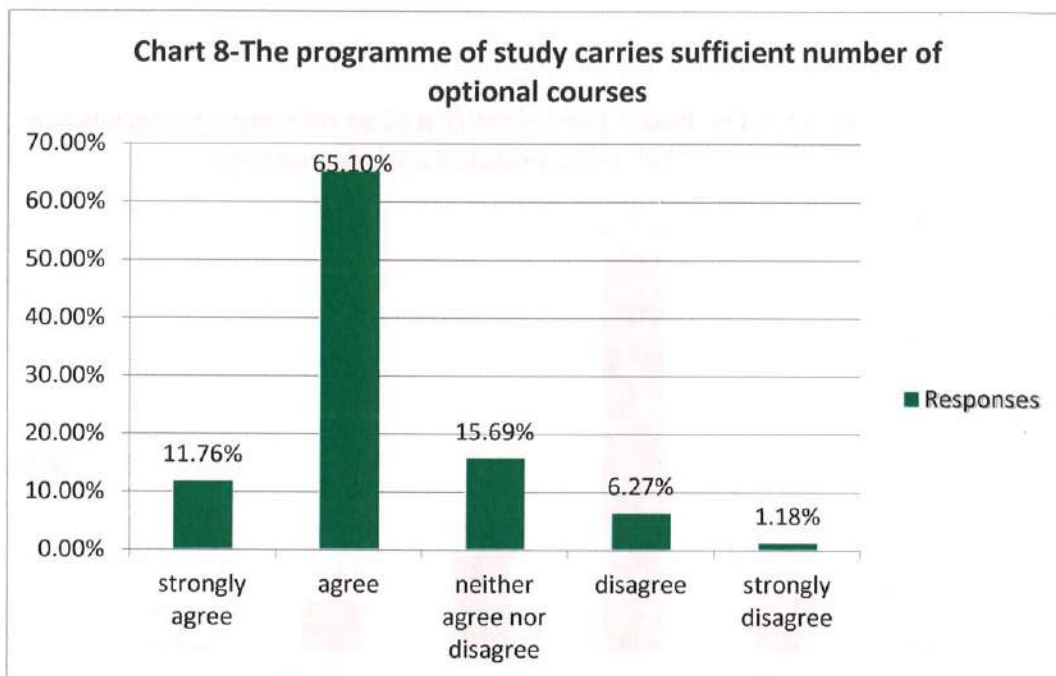


Chart 8 depicts the responses of the students on whether the programme of study carries sufficient number of optional courses. 11.76% of the students strongly agreed and 65.10% agreed. 15.69% neither agreed nor disagreed, while 6.27% disagreed. 1.18% of the students strongly disagreed that the programme of study carries sufficient number of optional courses.

9. The books prescribed/listed as reference materials are relevant, updated and appropriate

| Answer Choices | Responses | |
|----------------------------|-----------|-----|
| Strongly agree | 12.55% | 32 |
| Agree | 63.14% | 161 |
| Neither agree nor disagree | 15.29% | 39 |
| Disagree | 7.84% | 20 |
| Strongly disagree | 1.18% | 3 |

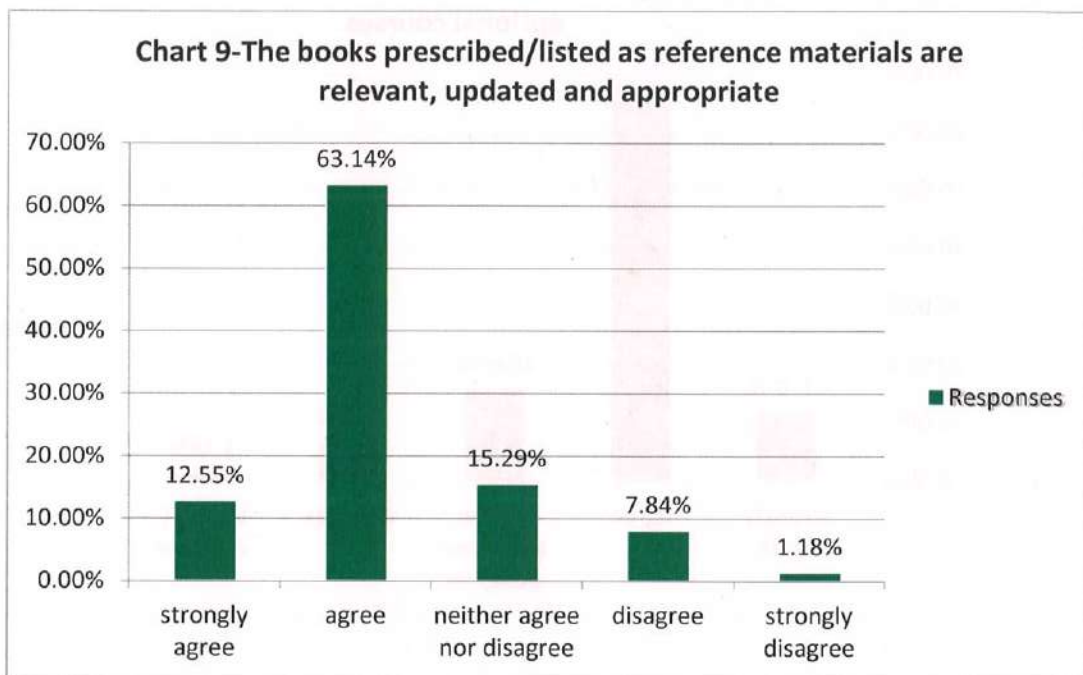


Chart 9 shows the responses of the students regarding the prescribed or listed books. 12.55% of the students strongly agreed that the books prescribed or listed as reference materials are relevant, updated and appropriate. 63.14% agreed, while 15.29% neither agreed nor disagreed. 7.84% disagreed and 1.18% strongly disagreed.

10.I have the freedom to adopt new techniques /strategies in practice of teaching

| Answer Choices | Responses | |
|----------------------------|-----------|-----|
| Strongly agree | 18.82% | 48 |
| Agree | 69.02% | 176 |
| Neither agree nor disagree | 8.63% | 22 |
| Disagree | 3.14% | 8 |
| Strongly disagree | 0.39% | 1 |

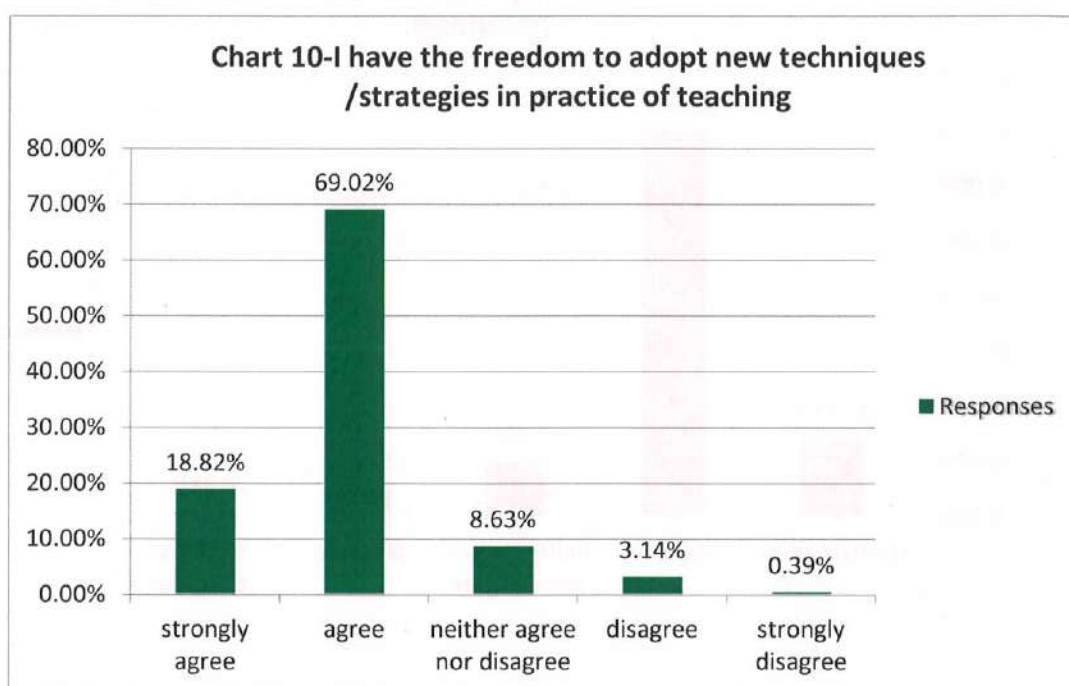


Chart 10 shows the responses of the students regarding academic freedom to adopt new techniques/strategies in practice of teaching. 18.82% of the students strongly agreed that they have the freedom to adopt new techniques during teaching practice. 69.02% agreed, while 8.63% neither agreed nor disagreed. 3.14% disagreed and 0.39% strongly disagreed.

11. Number of subjects in different semesters is balanced

| Answer Choices | Responses | |
|----------------------------|-----------|-----|
| Strongly agree | 14.51% | 37 |
| Agree | 69.80% | 178 |
| Neither agree nor disagree | 9.80% | 25 |
| Disagree | 5.10% | 13 |
| Strongly disagree | 0.78% | 2 |

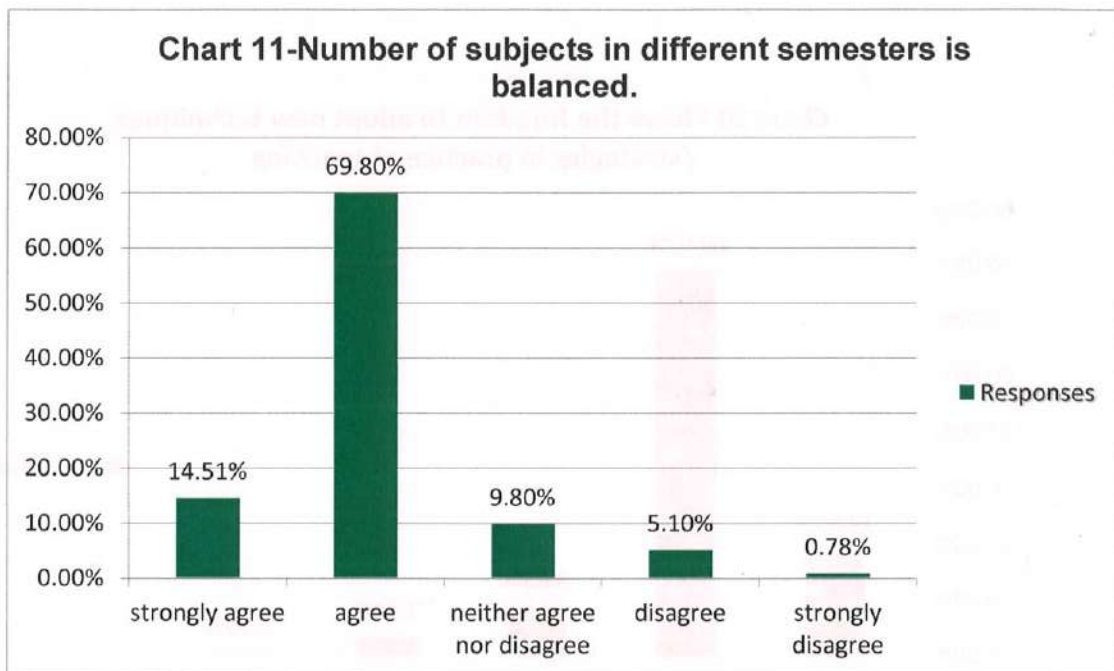


Chart 11 depicts the responses of the students on whether the number of subjects in different semesters is balanced or not. 14.51% of the students strongly agreed that it is balanced. 69.80% agreed while 9.80% neither agreed nor disagreed. 5.10% disagreed and 0.78% strongly disagreed.

12. The Sessional work / assignments are relevant and appropriate

| Answer Choices | Responses | |
|----------------------------|-----------|-----|
| Strongly agree | 17.65% | 45 |
| Agree | 62.35% | 159 |
| Neither agree nor disagree | 10.59% | 27 |
| Disagree | 7.45% | 19 |
| Strongly disagree | 1.96% | 5 |

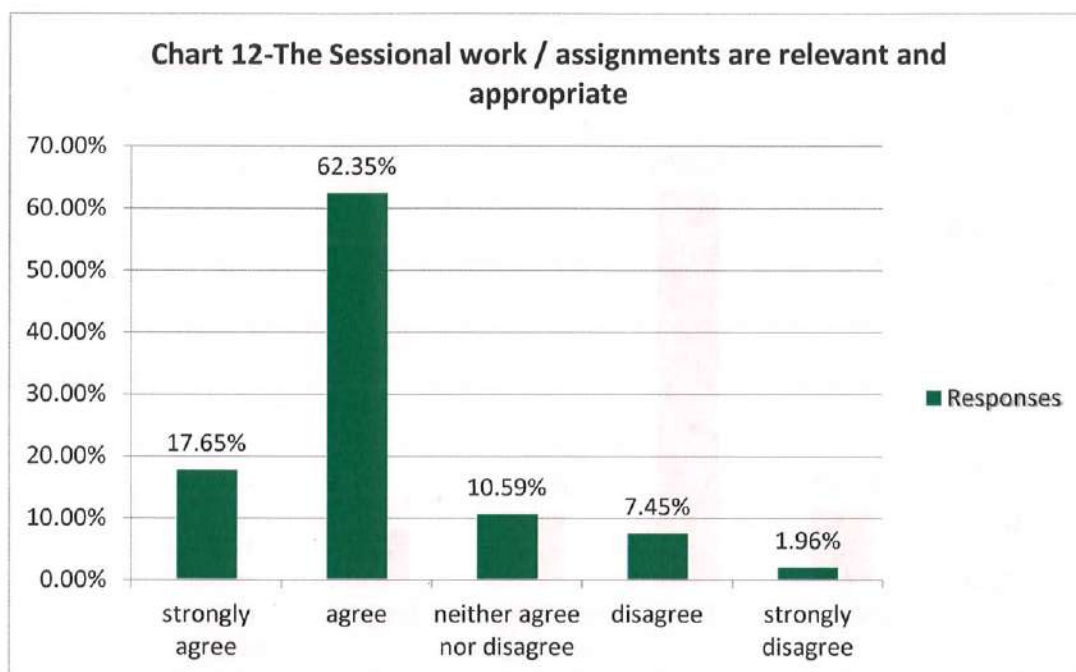
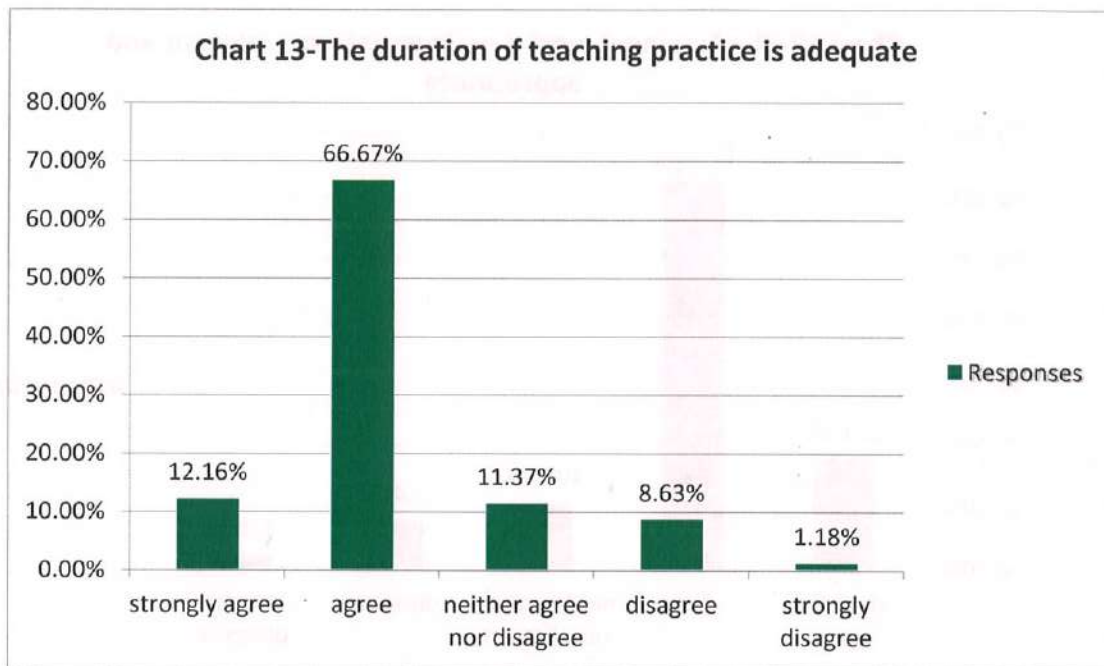


Chart 12 shows the responses of the students regarding the relevance and appropriateness of the sessional work and assignments. 17.65% of the students strongly agreed that it is appropriate and relevant. 62.35% agreed while 10.59% neither agreed nor disagreed. On the other hand, 7.45% disagreed and 1.96% strongly disagreed.

13. The duration of teaching practice is adequate

| Answer Choices | Responses | |
|----------------------------|-----------|-----|
| Strongly agree | 12.16% | 31 |
| Agree | 66.67% | 170 |
| Neither agree nor disagree | 11.37% | 29 |
| Disagree | 8.63% | 22 |
| Strongly disagree | 1.18% | 3 |



- Chart 13 provides details of the responses of the students regarding the duration of the teaching practice. 12.16% of the students strongly agreed that the duration is adequate. 66.35% agreed while 11.37% neither agreed nor disagreed. 8.63% disagreed and 1.18% strongly disagreed.

14. The books prescribed in the curriculum are available in the library.

| Answer Choices | Responses | |
|----------------------------|----------------|--------|
| | Strongly agree | 10.98% |
| Agree | 56.47% | 144 |
| Neither agree nor disagree | 18.04% | 46 |
| Disagree | 12.16% | 31 |
| Strongly disagree | 2.35% | 6 |

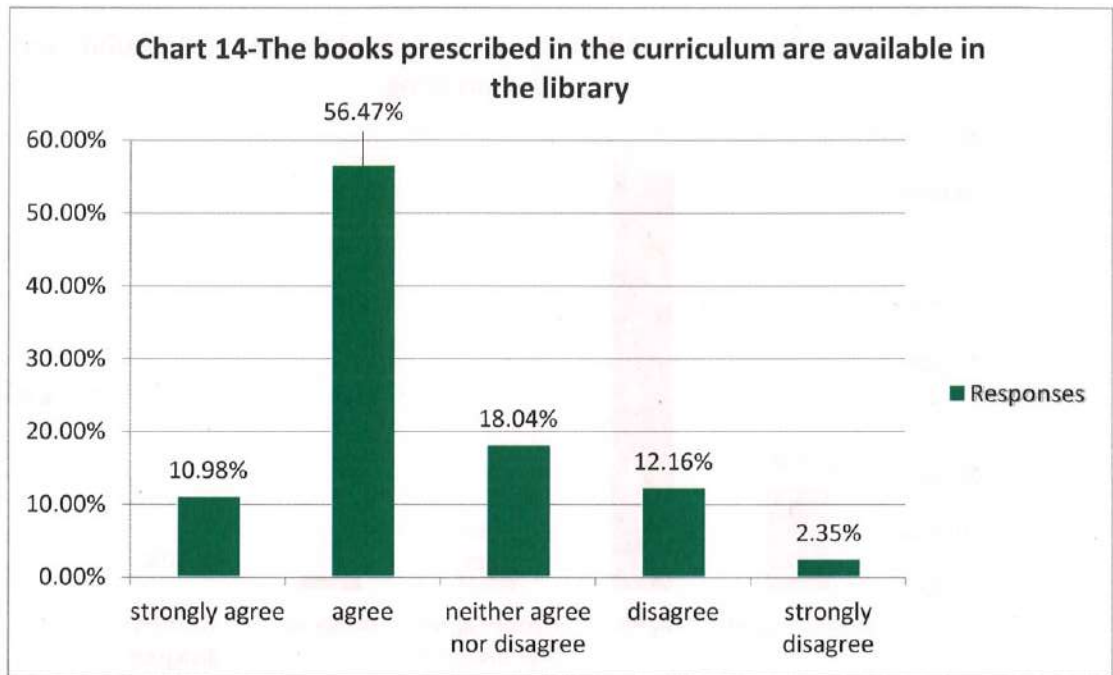


Chart 14 shows the responses of the students regarding the availability of the books prescribed in the curriculum in the college library. 10.98% of the students strongly agreed that the books are available. 56.47% agreed while 18.04% neither agreed nor disagreed. Notably, 12.16% disagreed and 2.35% strongly disagreed.

15. My Overall experiences gained from the curriculum are enriching

| Answer Choices | Responses | |
|----------------------------|-----------|-----|
| Strongly agree | 18.04% | 46 |
| Agree | 73.73% | 188 |
| Neither agree nor disagree | 5.88% | 15 |
| Disagree | 2.35% | 6 |
| Strongly disagree | 0.00% | 0 |

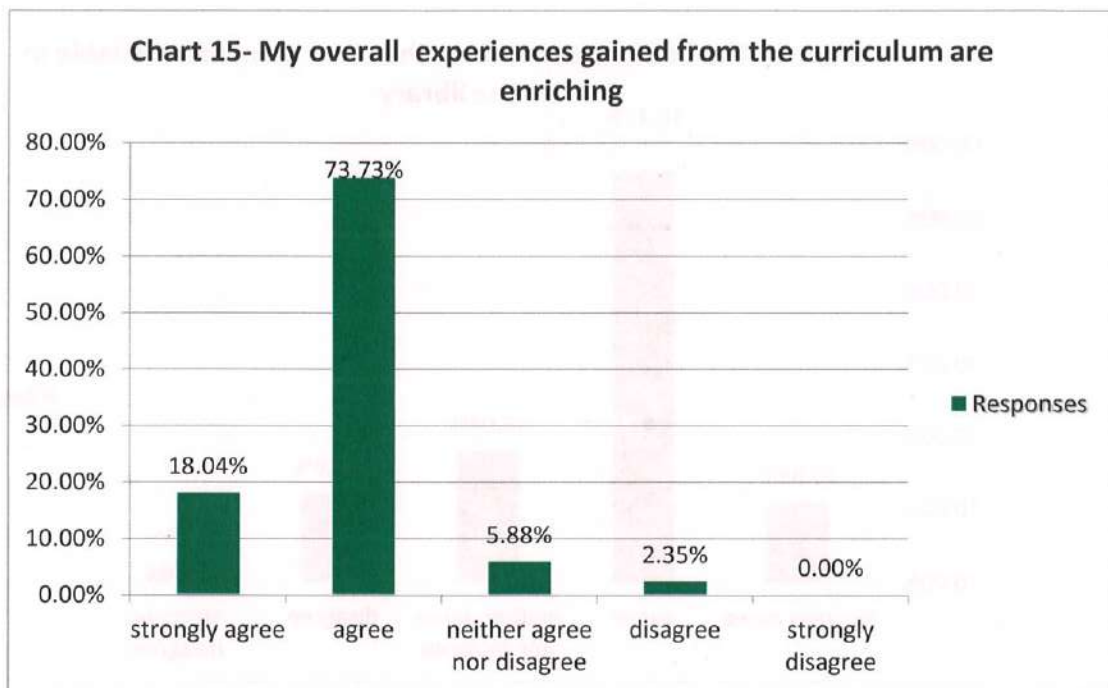


Chart 15 depicts the students' responses regarding the overall experience gained from the curriculum. 18.04% of the students strongly agreed that the overall experiences gained from the curriculum are enriching. 73.73% agreed while 5.88% neither agreed nor disagreed. On the other hand, 2.35% disagreed.

16. MAJOR OBSERVATIONS/SUGGESTIONS AND ACTION TAKEN :

| S.No. | Observations/Suggestions | Action Taken |
|-------|---|--|
| 1. | It was observed that 73 % of the students agreed that the curriculum had been able to generate high level of interest in the subject area. | Changes/ mid-course corrections were made in the curriculum to keep abreast with current trends in education and global standards. This was done with the objective of increasing the overall satisfaction rate of the students with curriculum and further increasing their level of interest in the subject area. |
| 2. | It was also observed that 74 % of the students had responded that the curriculum for the programme of study had helped them to gain meaningful and enriching experiences. | The college has adopted a regular in house practice of planning, reviewing and revising the curriculum so that the students are given opportunities to demonstrate knowledge and skills related to various learning areas. They are also motivated to develop professional acumen from a wide range of curricular experiences, gained during the programme of study. |
| 3. | It was found a few students were not satisfied with the lack of availability of multiple copies/volumes of the books prescribed in the curriculum in the college library. | The librarian was asked to prepare a list of books that were frequently issued by students. Order was placed for procuring more copies of the listed books so that multiple copies of the same book are available and can be issued to the students. |



Jasleen Kour Mohial
Coordinator
IQAC



Dr Adit Gupta
Principal

