



MIER COLLEGE OF EDUCATION (Autonomous)

College with Potential for Excellence Status by the UGC

Recognised by the J&K Govt. &

Permanently Affiliated to the University of Jammu

Accredited by the NAAC with 'A+' Grade

STUDENT FEEDBACK ANALYSIS AND ACTION TAKEN REPORT

(2020-21)

INTERNAL QUALITY ASSURANCE CELL

Student Feedback Analysis Report (2020-21)

INTRODUCTION: The Internal Quality Assurance Cell (IQAC) is a vital part of the institution's quality assurance system and has been continuously working towards ensuring quality enhancement and sustenance. Collection and analysis of feedback from all the students on quality-related institutional processes helps to ensure the creation and enhancement of quality culture. It also provides valuable insights and guides us to serve our students and to improve the educational experience for our current and future students. This report focuses on the analysis of the feedback of students on curriculum.

DATA COLLECTION AND ANALYSIS: An effort was made to receive feedback from all students of the college. For this purpose, a feedback form was created and sent to students. 170 responses on curriculum were received from the students of IV semester (2019-2021 batch). In order to arrive at comprehensive results, useful statistical tool like percentage has been used. For the effective presentation of the data tables and graphs have been used.

Student Feedback

1. Student Profile:

Programme

Answer Choices	Responses	
B.Ed.	67.06%	114
B.Ed. Spl. Education (ID)	11.76%	20
M.Ed.	15.29%	26
M.A. Education	5.88%	10
M.Phil.	0.00%	0

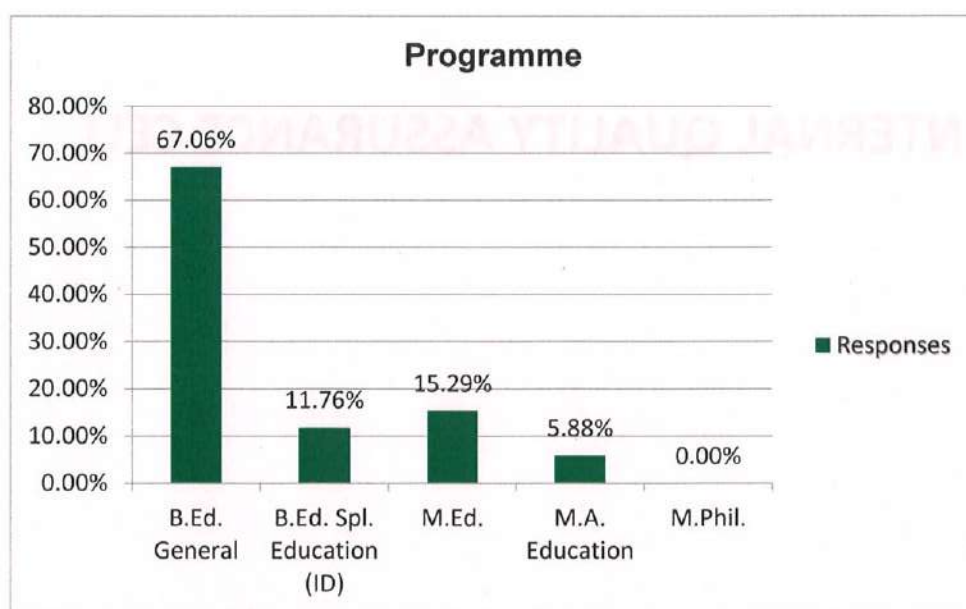


Chart-1 depicts the course-wise classification of student respondents. Students from B.Ed. programme were the major contributors of the feedback. 67.06% responses were received from them.

Student Feedback on Curriculum

2. The curriculum is suitable for the programme of study

Answer Choices	Responses	
Strongly agree	30.59%	52
Agree	62.94%	107
Neither agree nor disagree	5.29%	9
Disagree	1.18%	2
Strongly disagree	0.00%	0

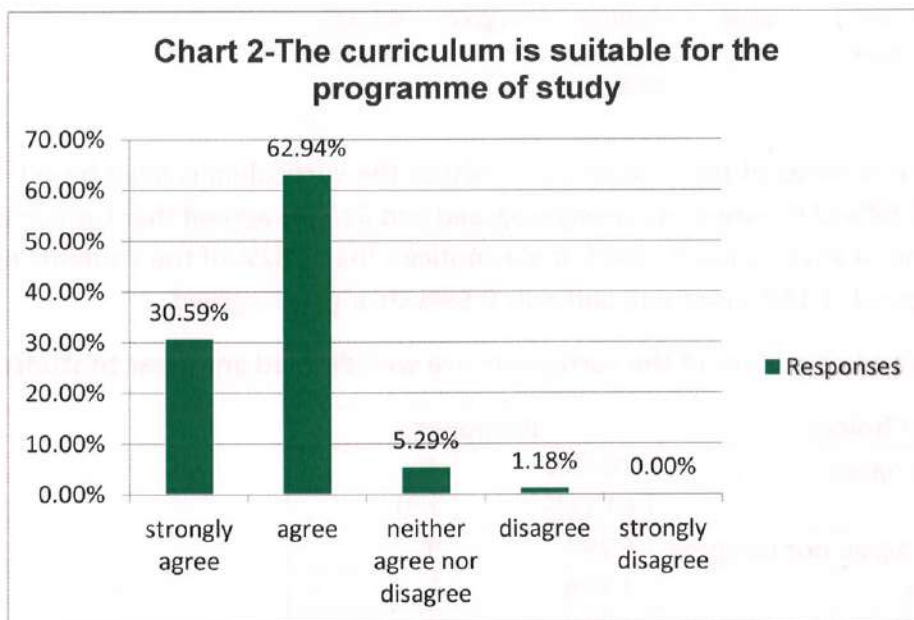


Chart 2 depicts the responses of the students on whether the curriculum is suitable for the programme of study. 30.59% of the students strongly agreed, while 62.94% agreed that the curriculum is suitable. Only 1.18% of the students disagreed and felt that the curriculum was not suitable for the programme of study.

3. The curriculum is need based

Answer Choices	Responses	
Strongly agree	25.88%	44
Agree	63.53%	108
Neither agree nor disagree	8.82%	15
Disagree	1.18%	2
Strongly disagree	0.59%	1

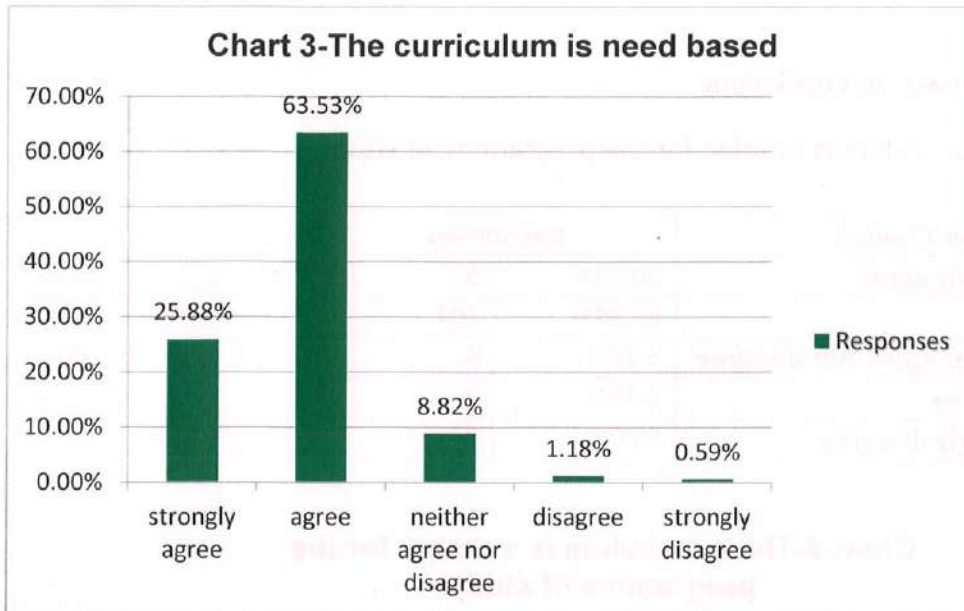


Chart 3 portrays responses of the students on whether the curriculum is need based. It was observed that 25.58% of the students strongly agreed and 63.53% agreed that the curriculum of the programme of study is need based. It was noticed that 8.82% of the students neither agreed nor disagreed, 1.18% disagreed and only 0.59% strongly disagreed.

4. The aims and objectives of the curriculum are well defined and clear to students

Answer Choices	Responses	
Strongly agree	28.82%	49
Agree	64.71%	110
Neither agree nor disagree	5.29%	9
Disagree	1.18%	2
Strongly disagree	0.00%	0

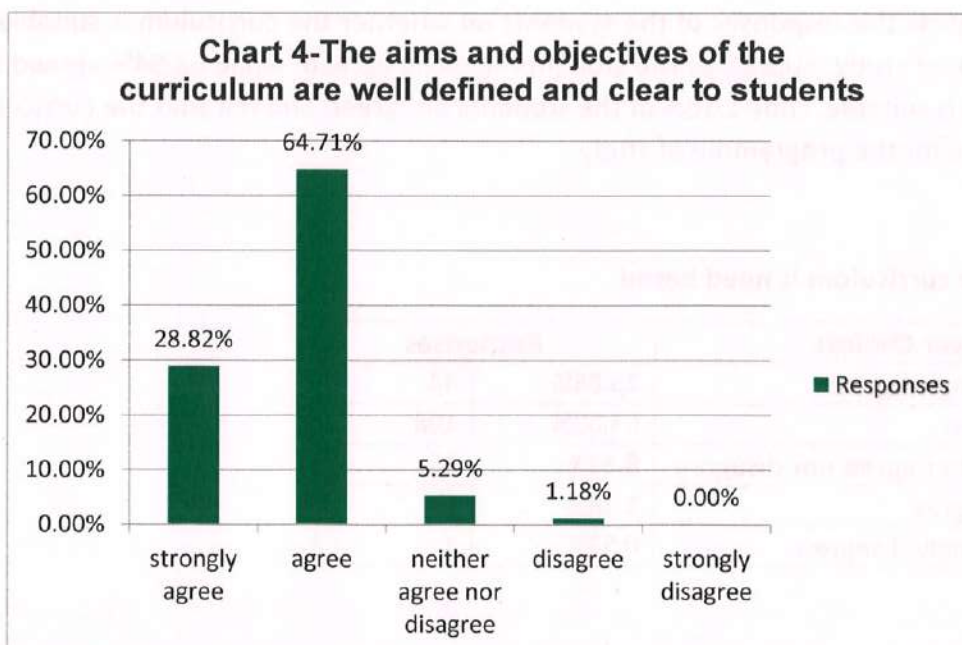


Chart 4 depicts the responses of the students on aims and objectives of the curriculum. 28.82% of the students responded that the aims and objectives are well defined and clearly understood by them. 64.71% agreed, while 5.29 % neither agreed nor disagreed. 1.18% of the students disagreed and 0.00% strongly disagree that the aims and objectives are well defined and clear.

5. The curriculum has good balance between theory and practical work

Answer Choices	Responses	
Strongly agree	28.82%	49
Agree	57.06%	97
Neither agree nor disagree	7.06%	12
Disagree	7.06%	12
Strongly disagree	0.00%	0

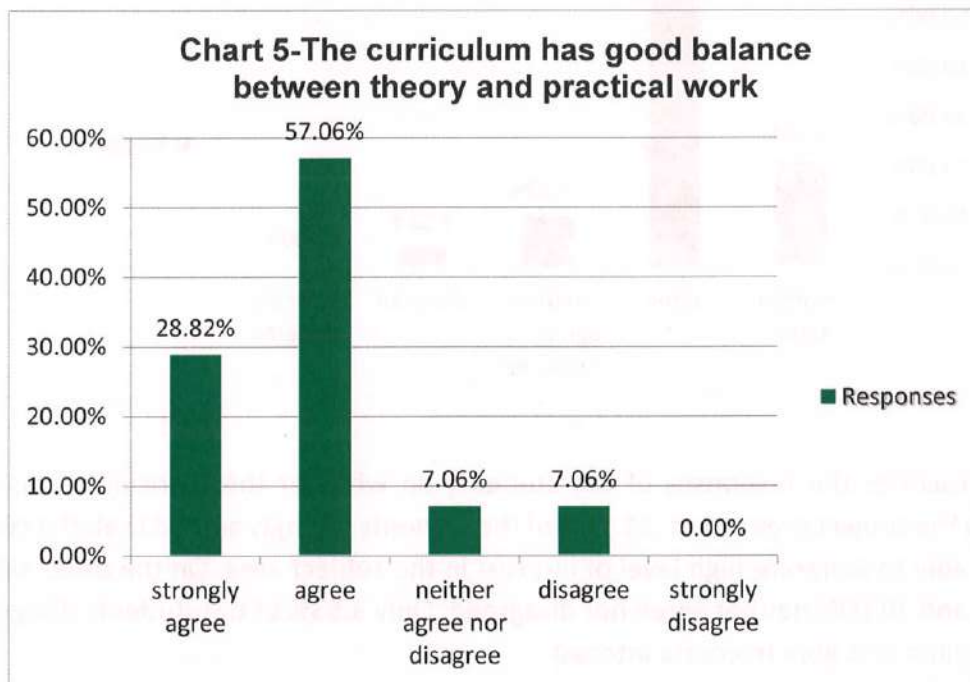


Chart 5 gives the details of students' responses on whether the curriculum has a good balance between theory and practical work. 28.82% of the students strongly agree, while 57.06 % agree. On the other hand, 7.06% of the students neither agree nor disagree, 7.06% disagree and only 0.00% strongly disagree.

6. The curriculum has been able to generate high level of interest in the subject area

Answer Choices	Responses	
Strongly agree	21.18%	36
Agree	65.29%	111
Neither agree nor disagree	10.00%	17
Disagree	3.53%	6
Strongly disagree	0.00%	0

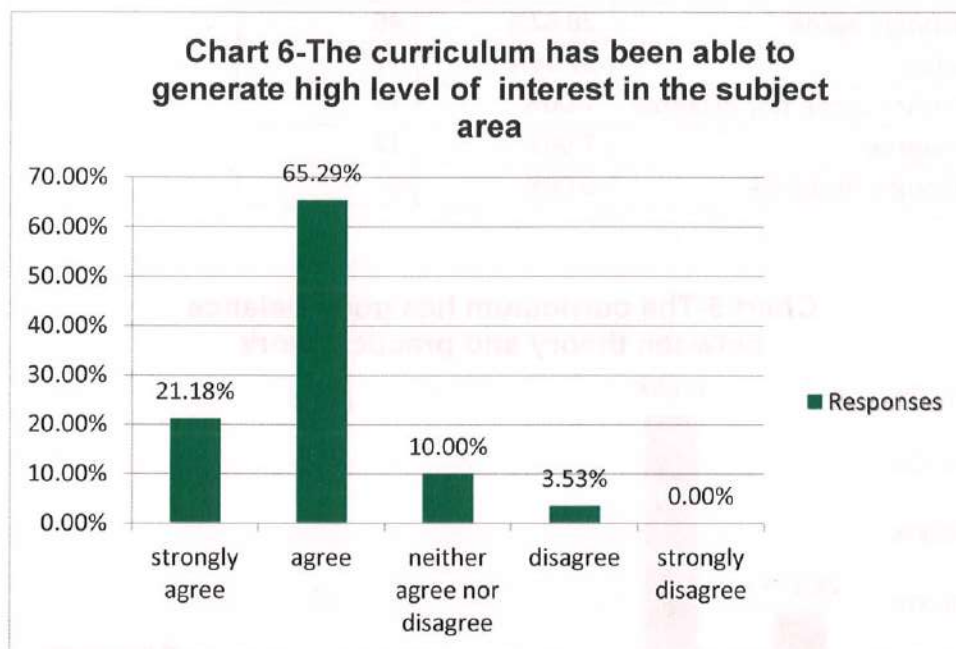


Chart-6 describes the responses of the students on whether the curriculum was creating interest in the subject area or not. 21.18% of the students strongly agreed that, the curriculum has been able to generate high level of interest in the subject area. On the other side, 65.29 % agreed and 10.00% neither agree nor disagreed. Only 3.53% of the students disagreed that the curriculum was able to create interest.

7. The programme of study carries sufficient number of optional courses

Answer Choices	Responses	
	Strongly agree	15.29%
Agree	62.35%	106
Neither agree nor disagree	14.12%	24
Disagree	7.65%	13
Strongly disagree	0.59%	1

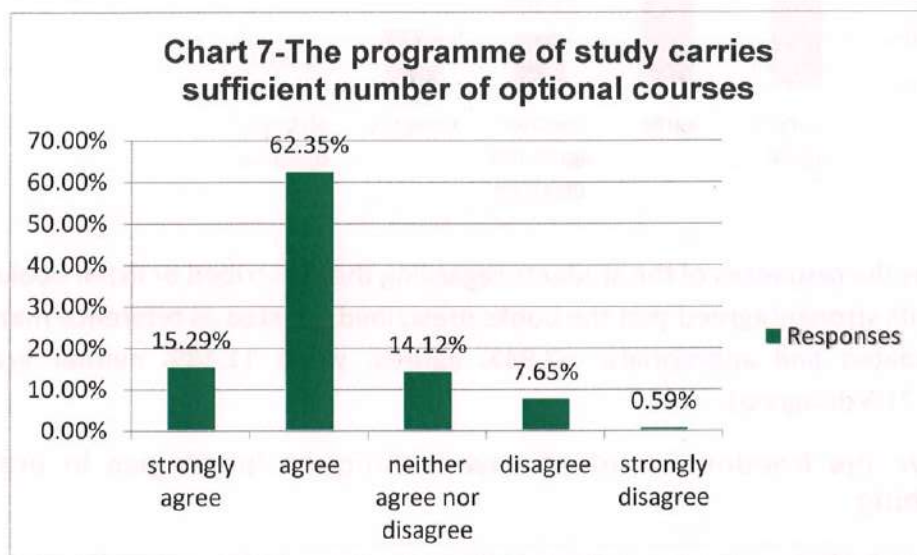


Chart 7 depicts the responses of the students on whether the programme of study carries sufficient number of optional courses. 15.29% of the students strongly agreed and 62.35% agreed. 14.12% neither agreed nor disagreed, while 7.65% disagreed. 0.59% of the students strongly disagreed that the programme of study carries sufficient number of optional courses.

8. The books prescribed/listed as reference materials are relevant, updated and appropriate

Answer Choices	Responses	
	Strongly agree	21.18%
Agree	62.94%	107
Neither agree nor disagree	11.18%	19
Disagree	4.71%	8
Strongly disagree	0.00%	0

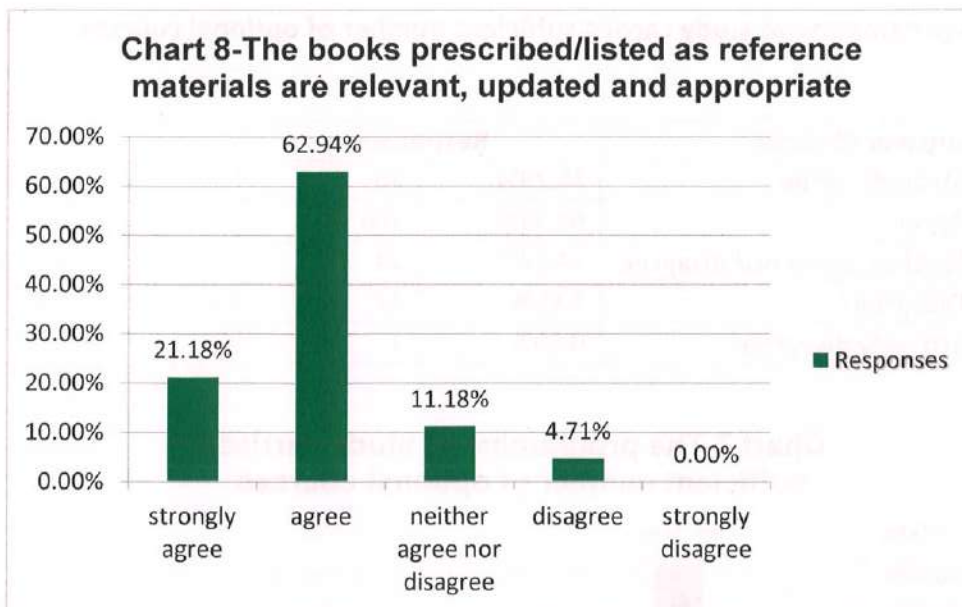
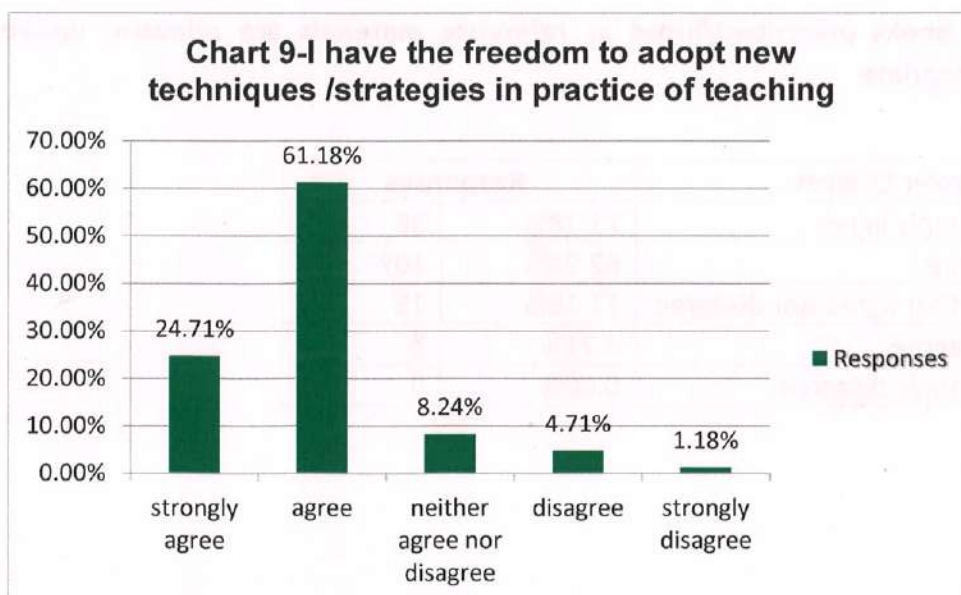


Chart 8 shows the responses of the students regarding the prescribed or listed books. 21.18% of the students strongly agreed that the books prescribed or listed as reference materials are relevant, updated and appropriate. 62.94% agreed, while 11.18% neither agreed nor disagreed. 4.71% disagreed.

9. I have the freedom to adopt new techniques /strategies in practice of teaching

Answer Choices	Responses	
Strongly agree	24.71%	42
Agree	61.18%	104
Neither agree nor disagree	8.24%	14
Disagree	4.71%	8
Strongly disagree	1.18%	2



Student Feedback Analysis Report (2020-21)

Chart 9 shows the responses of the students regarding academic freedom to adopt new techniques/strategies in practice of teaching. 24.71% of the students strongly agreed that they have the freedom to adopt new techniques during teaching practice. 61.18% agreed, while 8.24% neither agreed nor disagreed. 4.71% disagreed and 1.18% strongly disagreed.

10. Number of subjects in different semesters is balanced

Answer Choices	Responses	
Strongly agree	20.00%	34
Agree	68.24%	116
Neither agree nor disagree	8.24%	14
Disagree	3.53%	6
Strongly disagree	0.00%	0

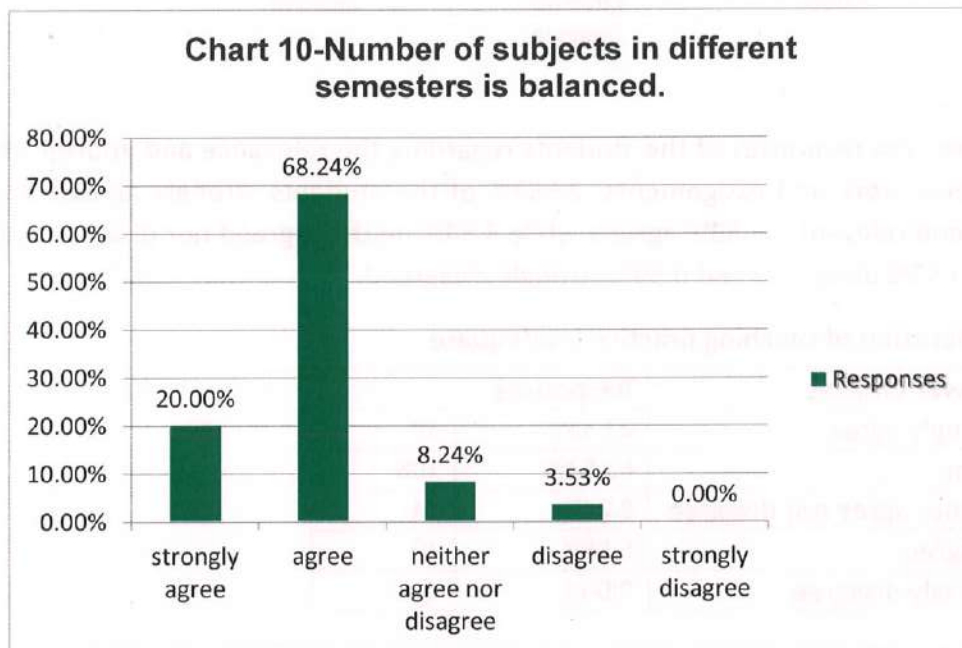


Chart 10 depicts the responses of the students on whether the number of subjects in different semesters is balanced or not. 20.00% of the students strongly agreed that it is balanced. 68.24% agreed while 8.24% neither agreed nor disagreed. 3.53% disagreed.

11. The Sessional work / assignments are relevant and appropriate

Answer Choices	Responses	
Strongly agree	28.82%	49
Agree	63.53%	108
Neither agree nor disagree	3.53%	6
Disagree	3.53%	6
Strongly disagree	0.59%	1

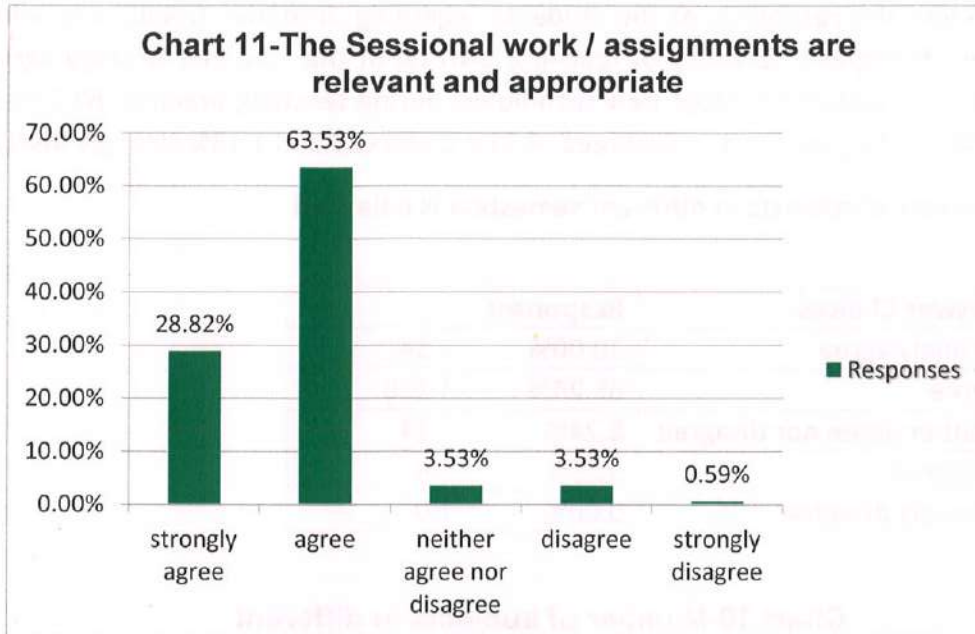
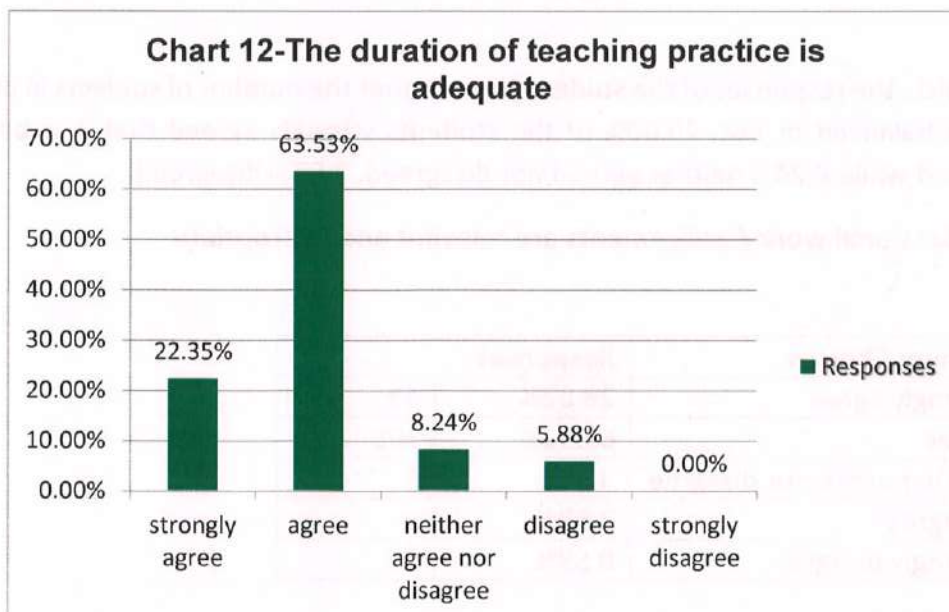


Chart 11 shows the responses of the students regarding the relevance and appropriateness of the sessional work and assignments. 28.82% of the students strongly agreed that it is appropriate and relevant. 63.53% agreed while 3.53% neither agreed nor disagreed. On the other hand, 3.53% disagreed and 0.59% strongly disagreed.

12. The duration of teaching practice is adequate

Answer Choices	Responses	
Strongly agree	22.35%	38
Agree	63.53%	108
Neither agree nor disagree	8.24%	14
Disagree	5.88%	10
Strongly disagree	0.00%	0



Student Feedback Analysis Report (2020-21)

Chart 12 provides details of the responses of the students regarding the duration of the teaching practice. 22.35% of the students strongly agreed that the duration is adequate. 63.53% agreed while 8.24% neither agreed nor disagreed. 5.88% disagreed.

13. The books prescribed in the curriculum are available in the library.

Answer Choices	Responses	
Strongly agree	20.00%	34
Agree	56.47%	96
Neither agree nor disagree	18.24%	31
Disagree	4.12%	7
Strongly disagree	1.18%	2

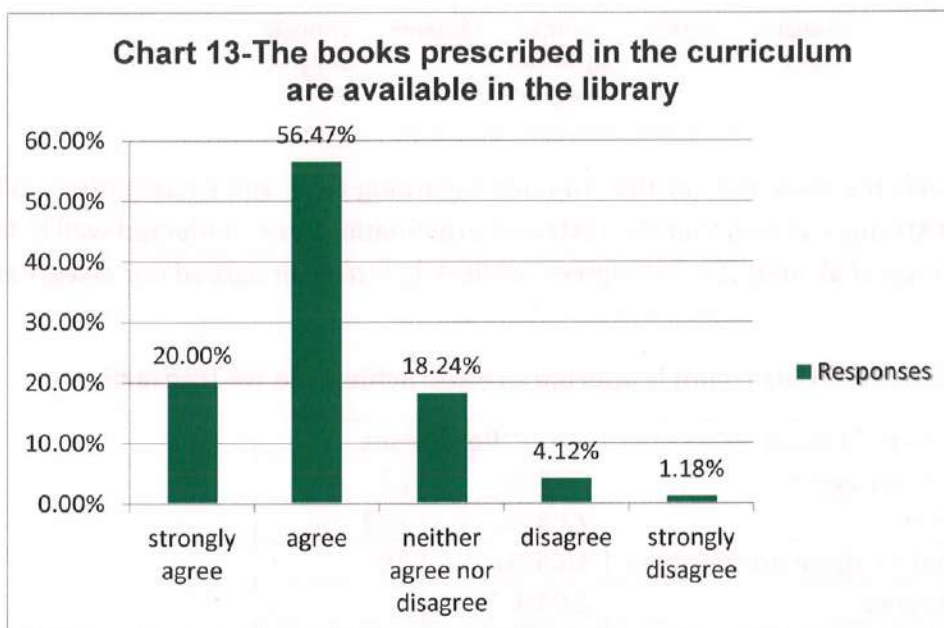


Chart 13 shows the responses of the students regarding the availability of the books prescribed in the curriculum in the college library. 20.00% of the students strongly agreed that the books are available. 56.47% agreed while 18.24% neither agreed nor disagreed. 4.12% disagreed and 1.18% strongly disagreed.

14. Tests and examinations are conducted well in time with proper coverage of all units in the course

Answer Choices	Responses	
Strongly agree	38.82%	66
Agree	55.29%	94
Neither agree nor disagree	4.71%	8
Disagree	1.18%	2
Strongly disagree	0.00%	0

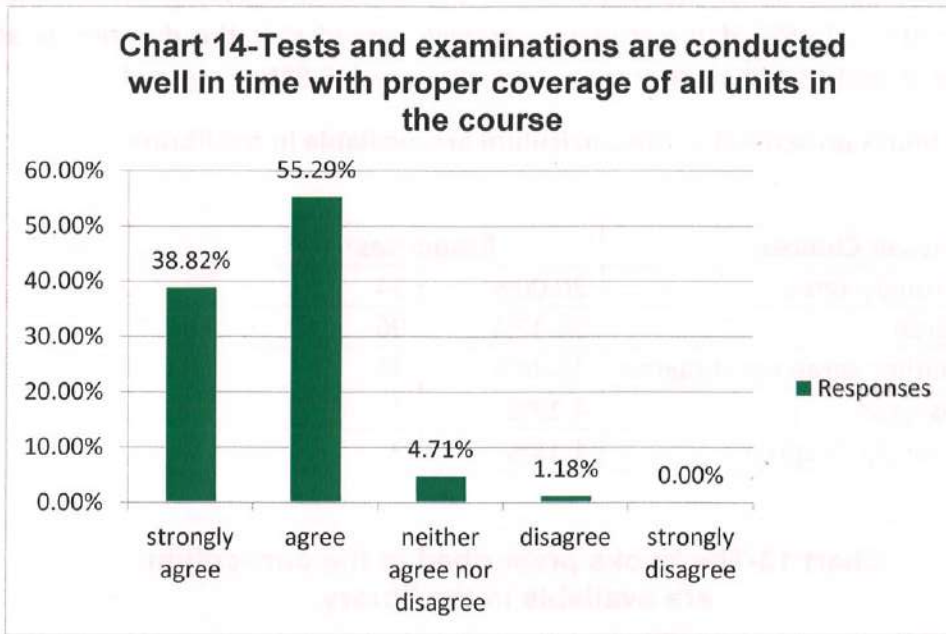
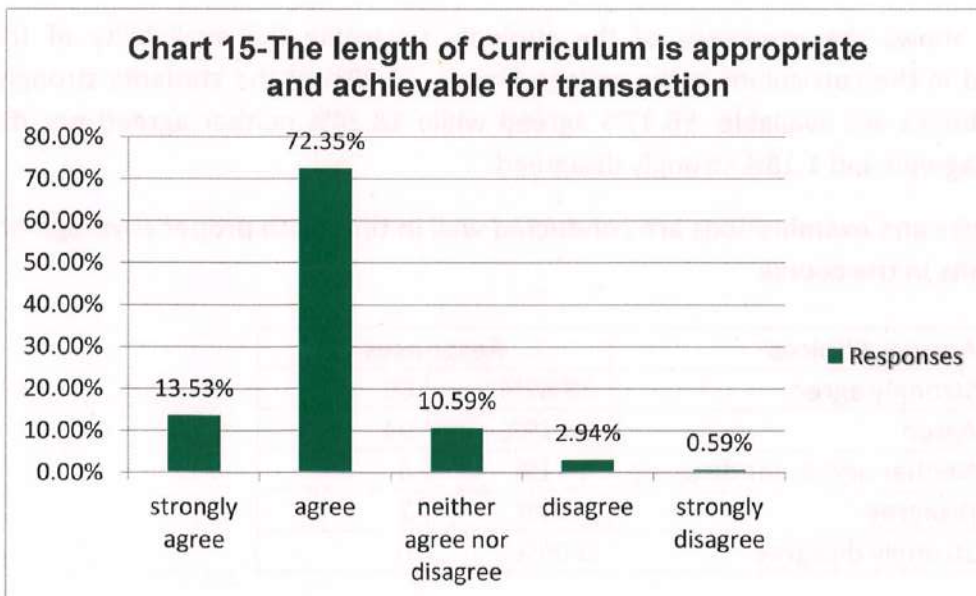


Chart 14 shows the responses of the students regarding tests and examinations. 38.82% of the students strongly agreed that the tests and examinations are conducted well in time with proper coverage of all units. 55.29% agreed while 4.71% neither agreed nor disagreed. 1.18% disagreed.

15. The length of Curriculum is appropriate and achievable for transaction

Answer Choices	Responses	
Strongly agree	13.53%	23
Agree	72.35%	123
Neither agree nor disagree	10.59%	18
Disagree	2.94%	5
Strongly disagree	0.59%	1



Student Feedback Analysis Report (2020-21)

Chart 15 shows the responses of the students regarding the length of the curriculum. 13.53% of the students strongly agreed that the length of Curriculum is appropriate and achievable for transaction. 72.35% agreed while 10.59% neither agreed nor disagreed. 2.94% disagreed and 0.59% strongly disagreed.

16. Overall rating of the curriculum

Answer Choices	Responses	
Excellent	29.41%	50
Very Good	36.47%	62
Good	31.18%	53
Average	2.94%	5
Poor	0.00%	0

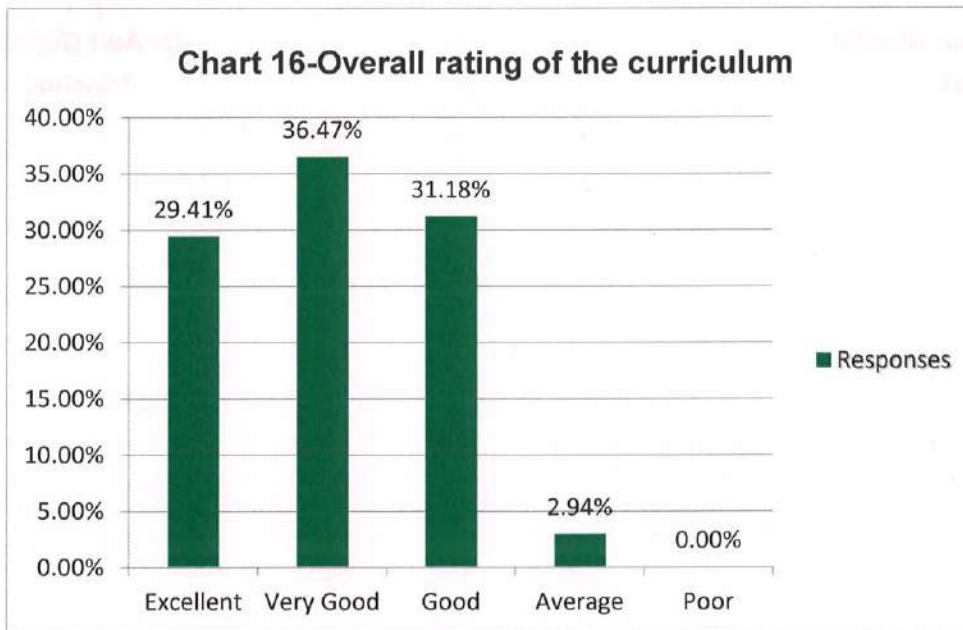


Chart 16 depicts the students' responses regarding the overall rating of the curriculum. 29.41% of the students gave excellent rating. 36.47% rated the curriculum as very good, while 31.18% rated it as good. On the other hand, 2.94% rated it as average.

17. MAJOR OBSERVATIONS/SUGGESTIONS AND ACTION TAKEN :

S.No.	Observations/Suggestions	Action Taken
1.	To improve the teaching practice at the MA level, students have suggested that more lessons plans are required to be made at the PG level for improving pedagogical skills.	The suggestions have been forwarded to the Board of Studies for subsequent revision of the syllabus.



Jasleen Kour Mohial
Coordinator
IQAC



Dr Adit Gupta
Principal