



## **MIER College of Education (Autonomous)**

Accredited by the NAAC with 'A+' Grade

### **CRITERION II**

#### **TEACHING LEARNING AND EVALUATION**

##### **2.4 Competency and Skill Development**

**2.4.3 Competency of effective communication is developed in students through several activities such as**

- 1. Workshop sessions for effective communication**
- 2. Simulated sessions for practicing communication in different situations**
- 3. Participating in institutional activities as “anchor”, ‘discussant’ or ‘rapporteur**
- 4. Classroom teaching learning situations along with teacher and peer feedback**

**1. Details of the activities carried out during the academic year in respect of each response indicated**

**Details of the activities carried out during the academic year in respect  
of each response indicated**

S.NO.	DESCRIPTION	ENCLOSURE
1.	<b>Workshop sessions for effective communication</b>	<ol style="list-style-type: none"> <li>1. Circular of a workshop on Communication skills on 22/11/2023 to 13/12/2023 for B.Ed. Spl. Education (ID) Sem. III (2022-24)</li> <li>2. Circular of a workshop on Communication skills on 20/03/2024 to 03/04/2024 for B.Ed. Sem. III (2022-24)</li> <li>3. Report of English communication skill workshop</li> </ol>
2.	<b>Simulated sessions for practicing communication in different situations</b>	<ol style="list-style-type: none"> <li>1. Photographic evidence of simulated sessions for practicing communication by students</li> </ol>
3.	<b>Participating in institutional activities as 'anchor', 'discussant' or 'rapporteur'</b>	<ol style="list-style-type: none"> <li>1. Programme schedule of "First Aid and Casualty Management".</li> <li>2. Report on "First Aid and Causality Management"</li> <li>3. Programme schedule of "Functional Literacy for 4<sup>th</sup> class employees of MIER".</li> <li>4. Report on "Functional Literacy for 4<sup>th</sup> class employees of MIER".</li> <li>5. Programme schedule Photography competition on the theme "Jammu: A Land of Cultural Heritage".</li> <li>6. Report on Photography competition on the theme "Jammu: A Land of Cultural Heritage".</li> </ol>
4.	<b>Classroom teaching learning situations along with teacher</b>	<ol style="list-style-type: none"> <li>1. Two Micro lessons of B.Ed. III session 2022-24 observed by teachers and students.</li> </ol>



**MIER College of Education (Autonomous)**

**Accredited by the NAAC with 'A+' Grade**

## **CRITERION II**

### **TEACHING LEARNING AND EVALUATION**

#### **2.4 Competency and Skill Development**

**2.4.3 Competency of effective communication is developed in students through several activities**

**1. Workshop sessions for effective communication**

**CIRCULAR**





# MIER College of Education (Autonomous)

College with Potential for Excellence Status by the UGC  
Recognized by the Govt. of J&K & Permanently Affiliated to the University of Jammu  
Accredited by the NAAC with 'A+' Grade

## SCHOOL OF EDUCATION

QF: 028B  
Ref. No. MCE/SOE/November/2023/226A  
Dt: 20/11/2023

### CIRCULAR

It is for the information of all the students of B.Ed. Special Education (ID) Semester-III, Session 2022-24 that as a part of Life Skill Programme, a workshop on Communication Skills is being organized from 22<sup>nd</sup> November, 2023 to 13<sup>th</sup> December, 2023 at 12:50 p.m. to 01:30 p.m. Ms. Maneka Khanna will conduct the session. It is mandatory for all the students to attend. Certificate for life skill programme will be awarded to the participants.

*Manika Khanna*

Head

School of Education

**Copy to: -**

1. Principal, MIER College of Education.
2. Ms. Maneka Khanna



# MIER College of Education (Autonomous)

Recognized by the Govt. of J&K & Permanently Affiliated to the University of Jammu  
Accredited by the NAAC with 'A+' Grade

## SCHOOL OF EDUCATION

QF: 028A  
Ref. No. MCE/SOE/March/2024/306  
Dt: 13/03/2024

### CIRCULAR

It is for the information of all the students of B.Ed. Semester-III, Session 2022-24 that as a part of Life Skill Programme, a workshop on Communication Skills is being organized from 20<sup>th</sup> March, 2024 to 3<sup>rd</sup> April, 2024 at 01:30 p.m. to 02:10 p.m. Mrs. Maneka Khanna will conduct the session. It is mandatory for all the students to attend. Certificate for life skill programme will be awarded to the participants.

**HOD**  
**School of Education**

**Copy to: -**

1. Principal, MIER College of Education.
2. IQAC
3. Mrs. Maneka Khanna

**REPORT  
OF  
WORKSHOP**





## MIER COLLEGE OF EDUCATION (Autonomous)

Recognised by the J&K Govt. &  
Permanently Affiliated to the University of Jammu  
Accredited by the NAAC with 'A+' Grade

### REPORT OF ENGLISH COMMUNICATION SKILLS WORKSHOP Session 2023-24

English communication skills workshops were organised for the students of B.Ed. & B.Ed. Special to improve the communication skills of the students enabling them to communicate more fluently and effectively.

#### Schedule of Workshop Sessions for SoE:

S. No	Date	Course	Roll Numbers	Session
1.	22/11/2023 to 13/12/2023	B.Ed. Special Education Semester II	2203001 to 2203024	Session 2022- 2024
2.	20/3/24 to 3/4/24	B.Ed. Semester III	2202002 to 2202066	Session 2022 - 2024

#### Details of the Workshops

##### Module 1

1. **Listening Skill** – The receptive skill was practiced by the students to help improve their language. This included-
  1. listening for relevance (rather like reading for gist)
  2. monitoring (listening to spot something important)
  3. intensive listening (trying to understand as much as possible)
  4. extensive listening (listening to follow the main points of what is being said)





## **Module 2**


**Speaking:** The students were given ample practice with activities to improve their speaking skills. Activities tried to imbibe the following in the learners-

1. Interaction- speaking to all in the social wheels and maintain relationships with people.

2. Transaction- speaking to get something done such as getting a service, asking for information, giving an explanation etc. Students participated in simulation tasks such as: -

- Role Plays
- Mock Interviews
- Telephone conversations
- Anchor and discussant

3. Turn-taking (understanding when to speak and when someone else wants to speak)



## **Module 3**

**Reading-** Reading activities were done to improve the communication skill. Students were involved in reading activities to help improve their cognitive abilities. Learners were guided to read for-


- skimming (reading for general gist)
- scanning (reading to locate details)
- intensive reading (reading for the fullest possible understanding)
- extensive reading (reading to follow the gist or get the general picture)





#### **Module 4**

**Writing Skill-**Students were guided to understand the process of writing, different strategies and modes of writing were done during the workshops. The students were brainstormed, their thoughts were organized, revised and polished.



#### **Students' Feedback:**

Students' feedback was collected online through a feedback form created to ascertain the effectiveness of the trainer and the workshop.

#### **About the course and its contents:**

- The students found the course content appropriate according to their needs.
- The content designed was according to the language level of the students.
- It covered all four language skills i.e., Listening, Speaking, Reading and Writing.

**About the trainer/resource person:**

- The resource person was well prepared and conducted the classes effectively and efficiently with a variety of activities.


**Suggestions:**

- Learners were keen to have more such workshops and for a longer duration



*Maneka*  
Ms Maneka Khanna

*Juchial*  
Coordinator IQAC

  
Sign & Seal of the Principal





**MIER College of Education (Autonomous)**

Accredited by the NAAC with 'A+' Grade

## **CRITERION II**

### **TEACHING LEARNING AND EVALUATION**

#### **2.4 Competency and Skill Development**

**2.4.3 Competency of effective communication is developed in students through several activities**

**2. Simulated sessions for practicing communication in different situations**



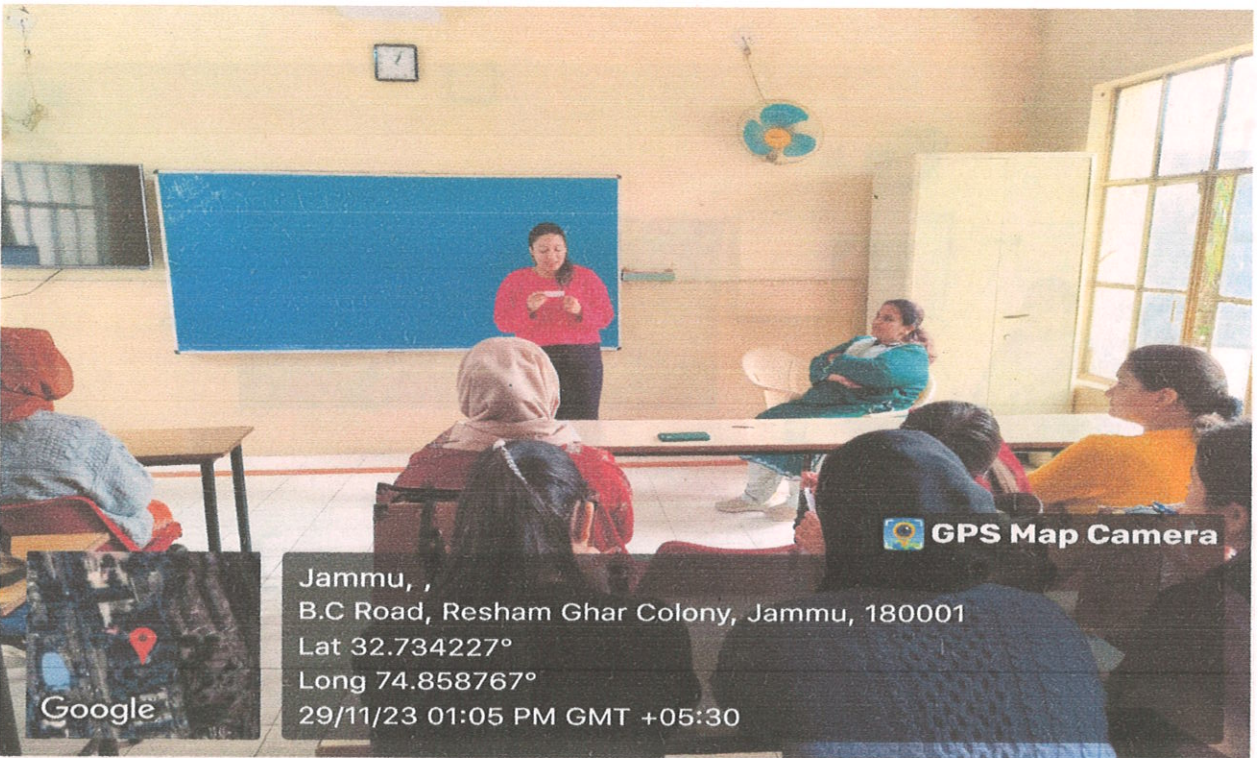

# **PHOTOGRAPHIC EVIDENCE**




# MIER COLLEGE OF EDUCATION (AUTONOMOUS)

Recognized by the Govt. of J&K & Permanently Affiliated to the University of Jammu  
Accredited by the NAAC with 'A+' Grade

## 2.4.3 (2) Simulated sessions for practicing communication







Students of B.Ed. Spl. semester II Practicing communication skills





**MIER College of Education (Autonomous)**

Accredited by the NAAC with 'A+' Grade

## CRITERION II

### TEACHING LEARNING AND EVALUATION

#### 2.4 Competency and Skill Development

**2.4.3 Competency of effective communication is developed in students through several activities**

**3. Participating in institutional activities as “anchor”, ‘discussant’ or ‘rapporteur’**



**PROGRAMME  
SCHEDULES WITH  
REPORTS**



**MIER COLLEGE OF EDUCATION (Autonomous)**  
College with Potential for Excellence Status by UGC  
Recognized by the Govt. of J&K & Permanently Affiliated to the University of Jammu  
Accredited by the NAAC with 'A+' Grade

**National Service Scheme (NSS) –Unit**

**PROGRAMME SCHEDULE**

**Date: 25-09-2023**

**Theme: - Celebration of NSS Day 2023**

**Time: 12.30 PM**

**Venue: Shri HL Gupta Auditorium**

<b>Welcome</b>	<b>Shruti Bhasin (B.Ed Sem II) Roll.no.18</b>
<b>Lecture followed by Demonstration on First Aid &amp; Casualty Management Services</b>	<b>Resource Person ( Team members from Civil Defence)</b>
<b>Vote of Thanks</b>	<b>Kanishka (B.Ed Sem II) Roll.no.55</b>
<b>Compering</b>	<b>Vanshika Salaria (B.Ed Sem II) Roll.no.06</b>

*R. Dwivedi*  
NSS Programme Officer

Copy to:

Principal MIER College Of Education

HOD (SOE)

HOD (SOSSH)



### **Report on NSS Day Celebration**

**Day: 25<sup>th</sup> September 2023**

**Venue: Shri H. L. Gupta Auditorium**

**Item/Activity: Demonstration on "First Aid and Casualty Management."**

**Total No. of Participants: 60 Attended**

The NSS Unit of the MIER College of Education celebrated NSS Day by organizing a guest lecture cum demonstration on the subject of "First Aid and Casualty Management." A group of Jammu-based Civil Defence Organization professionals served as the team's resource persons. They included Mr. R.D. Sahini, the team's manager, and Mr. Purshotam and Mr. Rajendar, instructors.

An NSS volunteer, **Ms. Shruti Bhasin welcomed the guests**, and everyone present on the occasion. She gave a brief overview of the day's significance and mentioned that September 24 has been recognized as NSS Day and observed across the nation since 1969. It commemorates the official launch of India's public service initiative.

The resource persons emphasized first-aid casualty management and based on the Triage System, they claimed that casualties might need to be moved to a safer treatment area for safety concerns. The person can be identified by one of the red, yellow, green, or black tags by looking at each criterion, and first aid can be administered in accordance with that tag's colour.

They also outlined the crucial rules that a first responder or first aid provider must follow, including assessing the situation swiftly and calmly, deciding whether the provider or the casualty is in danger, and making arrangements for help as soon as possible. The teachers also went through the steps and precautions for performing CPR and clearing breathing obstructions. After the training, a first aid and casualty management demonstration was given, showing how to make and improvise stretchers and stop bleeding. Dr. Adit Gupta praised the NSS Unit for putting together such a successful program. He stated that first aid is crucial since it can save a person's life in an emergency. Since there is always a race against time in most medical situations, acting swiftly is crucial. Such orientation is necessary for NSS volunteers because they assist with disaster relief and community welfare. The program was expertly managed by **Ms. Vanshika Salaria**, and **Ms. Kanishka officially thanked the experts** and NSS volunteers. The event was organized under the supervision of NSS Program Officer Dr. Reeta Dwivedi.





### Report on NSS Day Celebration

#### Photographs



**Demonstration On First-aid and Casualty Management**



**Ms. Shruti of B.Ed. presenting Formal Welcome**





Ms. Kanishka of B.Ed. presenting Formal Welcome

*R. Divya*  
Programme Officer NSS

*[Handwritten Signature]*  
Signature and Seal of the Principal





## MIER COLLEGE OF EDUCATION (Autonomous)

(Recognized by the Govt. of J&K & Permanently Affiliated to the University of Jammu)  
(Accredited by the NAAC with grade 'A+')

### Extension Unit PROGRAMME SCHEDULE

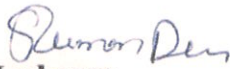
Date: 9<sup>th</sup> September, 2023

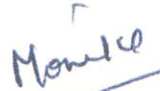
Time: 10.40 AM.

Venue: Committee Room


Event: Literacy Day programme

S.NO.	TIME	ACTIVITY	INCHARGE
1.	10.40 – 10.45 AM	Formal Welcome	Mrs. Suman Devi, Incharge Extension Unit
2.	10.45 - 11.05 AM	Talk by the Resource Persons on the <b>Functional Literacy</b> <ul style="list-style-type: none"><li>• Digital transactions</li><li>• Beware of Online Frauds</li></ul>	Mr. Rahil Bank Manager, Punjab National Bank, MIER Branch
3.	11.00-11.10AM	• <b>Generic medicines</b>	Ms. Alisha Vaid ( Roll no.20, B.Ed. Sem-2)
4.	11.10-11.15 AM	<b>Vote of thanks</b>	Ms. Niharika (Roll no.35, B.Ed. Sem-2)

  
Incharge  
Extension Unit

  
HOD SSSH



	<b>MIER College of Education</b> (Autonomous) Accredited by the NAAC with 'A+' Grade	<b>EVENT REPORT</b> <b>(Extension Unit)</b>	QF: 135 Semester: 3 <sup>rd</sup> Session: 2022-2024 Year: 2023
---	---	--	--

<b>Date:</b> 08-09-23	<b>Name of the Event</b> • Literacy Day	<b>Nature of Event :</b> Non-Competitive
--------------------------	--	---

**Activities Organised:** Functional Literacy' for 4<sup>th</sup> class employees of MIER

**No. of Students Participated :** 6

**Attachments:** List of Participants   
 (If any) Press release   
 Certificates

### Report

To commemorate the Literacy Day, the Extension Unit of MIER College of Education (Autonomous) organized a guest lecture for its 4<sup>th</sup> Class employees at its premises. Mrs. Suman Devi In-charge Extension unit, extended a warm welcome to the resource person. Mr. Rahil Gupta Bank Manager, Punjab National Bank, MIER Branch was the resource person.

Mr. Rahil explained various modes of digital transactions and the use of different mobile apps like Googal Pay, PAYTM, UPI, E Wallet, E banking etc . Additionally, He claimed that with the launch of UPI transactions, digital payments in India had made a significant advancement. However, he cautioned that scammers quickly adjusted and developed several strategies to trick customers, created forged virtual payment addresses for refunds, disaster support, etc. as well as false cash back offers and QR codes to deceive collect requests. He said there is no doubt that fraudsters are getting trickier with each passing day, but we must take precautions and security measures.

Ms. Alisha Vaid, student of 2<sup>nd</sup> semester, also explained the use of generic medicines. She said before purchasing the medicine, one should check the manufacturing and expiry date as well.

Ms. Niharika student of 2<sup>nd</sup> semester extended a formal vote of thanks. The event was organized under the supervision of Mrs. Suman Devi, Incharge Extension Unit

Dr. Adit Gupta Prinicpal, MIER College also explained regarding Digital transactions and online frauds to 4<sup>th</sup> Class employees and he appreciated the efforts of the unit for spreading awareness among the 4<sup>th</sup> Class employees regarding digital transaction, Online frauds and Generic medicines.



Glimpses of activity

EVENT REPORT  
(Extension Unit)

MIER College of Education  
(Autonomous)  
Accredited by the NAAC with 'A'



Lecture delivered by Mr. Rahil Gupta, Bank Manager on digital transactions and online fraud



Dr. Adit Gupta Principal MIER, Shared his experience on online fraud









**MIER COLLEGE OF EDUCATION (Autonomous)**  
College with Potential for Excellence Status by the UGC Recognized by the  
J&K Govt. & Permanently Affiliated to the University of Jammu  
Recredited by the NAAC with 'A+' Grade

**Co-Curricular Committee**

**Photography competition on the theme "Jammu: A land of Cultural Heritage"**

Date: 24<sup>th</sup> July, 2023

Venue: H.L. Gupta Auditorium

Time: 1.00 pm to 1.50 pm

Judges: Dr. Bharti Tandon, Associate Professor MIER College of Education.

Mrs. Jyoti Sharma, Assistant Professor MIER College of Education.


**PROGRAMME**

S.No	Programme	Time
1.	Formal welcome by Ritika, student of B.Ed. Semester II	1.00pm – 1.05pm
2.	Presentation of Photographs through PPTs by the participants.	1.05pm – 1.35pm
3.	Motivating words by the Principal	1.35pm - 1.40pm
4.	Announcement of Results along with distribution of certificates.	1.40pm – 1.45pm
5.	Formal Vote of Thanks by Shivangi, student of B.Ed. Semester II	1.45pm – 1.50pm

*Kamal Shrivastava*

Convener  
Co-Curricular Committee



	<b>MIER College of Education</b> (Autonomous) Accredited by the NAAC with 'A+' Grade	<b>EVENT REPORT</b>	QF: 135 Year: 2023
---	--	---------------------	-----------------------

<b>Date:</b> 24.7.2023	<b>Name of the Event</b> <b>Photography competition</b>	<b>Nature of Event :</b> Competitive
------------------------	--	--------------------------------------

**Activity :** Photography competition on the theme 'Jammu: The land of Cultural Heritage'

**No. of Students Participated :** 8

**Attachments:** List of Participants

√
×
×

Press Release

Certificates

**Report** Celebrating the rich cultural heritage of Jammu at MIER college. The Co-Curricular committee of MIER College of Education organized an event celebrating “ The rich cultural heritage of Jammu the land of diversity and beauty.” The main purpose of the event was to showcase the richness and diversity of Jammu’s culture and heritage. The students of PG and UG department enthusiastically participated in the competition and got the opportunity to show the culture and beauty of Jammu through their photography skills.

Dr. Adit Gupta, Director and principal, MIER college, Dr. Nishta Rana and Dr. Monika Bajaj deputy HOD’s of PG and UG department along with the faculty members and students attended the event.

The judges of the event were Dr. Bharti Tandon, Associate professor MIER College of Education and Mrs. Jyoti Sharma, Assistant professor MIER College of Education. Around 8 students participated in this event. Chavi Padha of B.Ed Sem II presented the formal welcome. Following which students displayed their PowerPoint presentations based on cultural legacy of Jammu province which included images of traditional cuisines, clothing, temples, jewelry and land marks. Dr. Adit Gupta, Director and principal, MIER college appreciated the efforts of the participants and distributed the certificates based on the results given by the jury members, Ms. Anjali Jain of B.Ed semester II clinched the first position, Ms. Khushi Sharma of B.Ed semester IV got the second position, whereas Ms. Shruti Bhasin B.Ed semester II secured the third position. All the participants were awarded with the certificates of participation.

Shruti Bhasin, Ritika Dubey students of B.Ed semester II ably conducted the programme and a formal vote of thanks was proposed by Shivangi Raj Metla B.Ed semester II. The programme was ably organized by Mrs. Komal Sharma, Convener of Co-Curricular committee.





of Event : Competitive

Date:

Cultural Heritage

Activity

V	Participants
X	Press Release
X	Certificates

No. of



Participant displaying the photographs through PPT



Awardees along with Principal and faculty





Student presenting Formal Welcome



Student presenting Formal Vote of Thanks

Link: <https://www.facebook.com/100064090051222/posts/pfbid021L7nBhiqQPxXpqX1VpL8fHbeEDRrHbmQqrcwhahwEMn4oXXSnHWgSTkCAQzM9V2RI/>

Prepared by

*Kamal Sharma*

Convener, Co-Curricular Committee

*[Signature]*  
PRINCIPAL  
MIER COLLEGE OF EDUCATION (AUTONOMOUS)

Signature and Seal of the Principal



**MIER College of Education (Autonomous)**

Accredited by the NAAC with 'A+' Grade

## **CRITERION II**

### **TEACHING LEARNING AND EVALUATION**

#### **2.4 Competency and Skill Development**

**2.4.3 Competency of effective communication is developed in students through several activities**

**4. Classroom teaching learning situations along with teacher and peer feedback**



# **OBSERVATION LESSONS**

Name of the Pupil Teacher: Shriya Gupta Lesson No. 2

Subject: Social Studies Class: VII Date: 05-02-2024

Micro Topic: Physical Features of India (Landforms) Session: Teach / Reteach

Micro Skill: of illustration with examples & visuals Time Duration: 5-7 minutes

S.No.	Teacher Behaviour/Activity	Pupil Behaviour/Activity	Component Used
	Good Morning Students!	Good morning Mam.	
①	P.T will draw pictures of mountains, rivers, plateau, plains and ask the students to identify the picture.	Students will identify the pictures.	Simple, Relevant examples
②	So, students Mountains, Rivers, plateau, Plains are the examples of different landforms.	Students will listen carefully.	Simple example, Interesting examples.
③	Which is the holy river in Jammu?	The Tawi River.	Interesting example
④	Who is the famous place in Jammu?	Vaishno Devi Temple.	Simple example
⑤	What is the name of mountain range is in the Vaishno Devi?	Trukuta Mount -ain.	Relevant example.
	So, students today we will discuss about Physical features of India (Mountains, Rivers, plateau, plains etc)		



S.No.	Teacher Behaviour/Activity	Pupil Behaviour/Activity	Component Used
	Landforms are natural features on shapes that exist on Earth's surface. -ce. Mount Everest, Himalayas, Andes mountain range, Anavali are examples of mountain examples.	Students will listen carefully.	Deductive approach, Inductive approach, Visual and displayed.
⑥	Which is the highest mountain range in the world?	Mount Everest	Relevant example
⑦	Plains are broad flat area typically formed by deposition of sediment brought by the rivers.	Students will listen carefully.	Inductive - Deductive approach.
⑧	Where Plains are generally found?	Haryana, Uttar Pradesh, Punjab.	Relevant, Interesting examples.
⑨	The dry, barren area with little precipitation and vegetation are called?	They are called deserts.	Pupil involvement adequate.
⑩	Which is the largest desert in India?	The Thar Desert.	Relevant and Interesting examples.

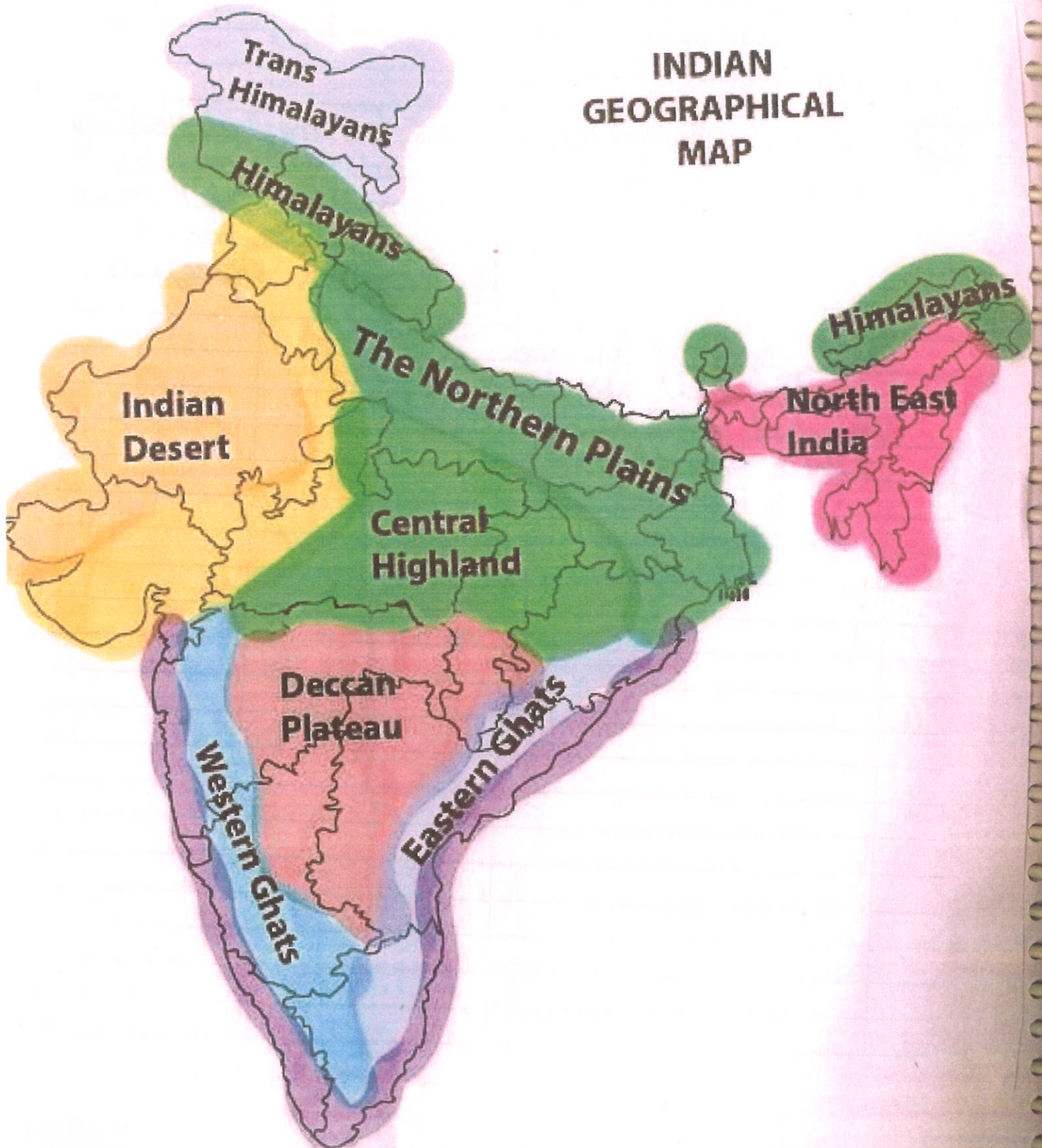


S.No.	Teacher Behaviour/Activity	Pupil Behaviour/Activity	Component Used
(11)	The flowing body of water that moves from higher elevation to lower elevations are called Rivers.	Students will listen carefully ✓	Inductive-Deductive approach.
(12)	Give some examples of Rivers found in India?	Ganga, Yamuna, Narmada, Tapi, Bharamaputra are some rivers in India.	Interesting examples, Pupil involvement adequate.
	So students, today we have studied about Physical features of India (landforms)		
	Thank you.		



TEACHING AIDS

INDIAN GEOGRAPHICAL MAP



**OBSERVATION SCHEDULE FOR SKILL OF ILLUSTRATION WITH  
EXAMPLES AND VISUALS**

S.No.	COMPONENTS	TALLIES	FREQUENCY	RATING				
				1	2	3	4	5
1.	Simple examples used	3					✓	
2.	Relevant examples used	5					✓	
3.	Interesting examples used	5					✓	
4.	Appropriate media used for presenting examples							
	(a) non-verbal						✓	
	(b) Verbal						✓	
5.	Appropriate approaches adopted for presenting examples					✓		
	(i) Inductive	1						
	(ii) Deductive	1						✓
	(iii) Inductive-Deductive	2						✓
6.	Appropriate visuals made / selected						✓	
7.	Visuals displayed properly	1					✓	
8.	Pupil involvement adequate	2						✓

The Points on the rating scale indicate :-

1. Very Weak       2. Weak       3. Average   
 4. Good       5. Very Good

General Remarks (if any) : Interesting examples were used  
Give more relevant examples while teaching

Over all rating for Skill acquisition :-

- a) Acquired       b) Inadequately acquired   
 c) Not acquired

Peer evaluators

1. Adhi

2. Susmat

Suman Ram  
SIGNATURE OF THE SUPERVISOR



Name of the Pupil Teacher: Shehija Gupta Lesson No. 4

Subject: English Class: VI Date: 25-01-2024

Micro Topic: Adjective Session: Teach / Reteach

Micro Skill: Stimulus Variation Time Duration: 5-7 minutes

S.No.	Teacher Behaviour/Activity	Pupil Behaviour/Activity	Component Used
	Good Morning students	Good morning Mam.	
①	P.T writes on the Board Ram is a good boy? Who is Ram in this sentence?	Noun	Movement, Gesture, P.T interaction.
②	What quality of Ram given in this sentence?	quality is good.	P.T physical participation, Gesture.
③	What we can the word the quality provides meaning to sentences?	Adjective	Pausing, Gesture, P.T interaction, Movement, Change in voice.
	So, students today we will study about Adjectives. An adjective is a word that qualifies for adds something to the meaning of a noun or pronoun.	Students listens carefully.	
④	Teacher moves and asks one student to stand up and says Simeon is a Beautiful girl. Identify it?	Beautiful	P.T interaction, Focussing, Pausing, Gesture.



S.No.	Teacher Behaviour/Activity	Pupil Behaviour/Activity	Component Used
5	What are the examples of Adjective?	1. He is clever. 2. Delhi is a big city.	P-T interaction, Change in voice, Movement.
6	How many kinds of adjectives?	There are six kinds of adjectives.	Pausing, Gesture, Movement.
7	Pupil teacher shows the chart and writes on the B.B. Name them?	1. Adjective of quality 2. Demonstrative Adjective 3. Interrogative Adjective 4. Adjective of Numbers 5. Adjective of quantity 6. Possessive Adjective	Audio visual switching, Focusing, Change in voice, P-T interaction.
	P.T writes on the Board Adjective of quality → The word which shows the kind or quality of person or thing. For eg: - Tall, Good, stupid, Clever etc.		
8	What is the example of adjective of quality in a sentence?	1. The water is cold. 2. The cake tastes sweet.	Change in voice, Pausing, Change in interaction, Patterning.



S.No.	Teacher Behaviour/Activity	Pupil Behaviour/Activity	Component Used
9	Identify the adjective of quality in given sentence? The night sky was <u>starry</u> .	Starry	Focussing, Gesture, Movement
	P.T shows the chart and write on the Board An adjective that modifies a noun by asking a question. For eg. What, which, whose etc.	Students listens carefully	
10	What is the example of Interrogative adjective in a sentence?	1. Whose bag is this? 2. Which movie would you like to watch?	T.P interaction, Gestures, Movement
11	Identify the interrogative adjective in the given sentence? <u>Which</u> keys are yours?	Which	Movement, T.P interaction, Pausing
	So, students today we have studied about adjectives.		
	Thank you.		



## TEACHING AIDS

### Flash Cards

# ADJECTIVE

①

Adjective of Quality.

eg:- Beautiful, Clever, stupid, Good, Bad, Slavy etc.

eg:- This, That, These, ←  
These etc

② Demonstrative Adjective.

③

Adjective of Quantity

→ eg:- Few, many, more, enough, some, all, half, whole etc.

eg:- my, your, ←  
his, her, its,  
our, their etc.

④ Possessive Adjective

⑤ Adjective of Numbers.

→ eg:- too, much, none, any, some, certain, one, third, sixth etc.

eg:- What, whose, ←  
Who, Where,  
Which etc.

⑥ Interrogative Adjective



# OBSERVATION SCHEDULE FOR SKILL OF STIMULUS VARIATION

COMPONENTS	TALLIES	FREQUENCY	RATING				
			1	2	3	4	5
Movement	<del>    </del>	7					/
Gestures	<del>    </del>	6					/
Change in voice		3					/
Focussing		3					/
Pausing	<del>    </del>	5					/
Change in interaction pattern	<del>    </del>	8					/
Pupil's physical participation		3					/
Audio-visual switching		1					/

Points on the rating scale Indicate :-

- Very Weak       2.      Weak       3.      Average   
 Good       5.      Very Good

Remarks (if any) : gestures were required while teaching

II rating for Skill acquisition :-  
 Acquired       b) Inadequately acquired   
 Not acquired

evaluators

2.

*Suman Devi*  
**SIGNATURE OF THE SUPERVISOR**