



# **MIER College of Education (Autonomous)**

**Accredited by the NAAC with 'A+' Grade**



# **MIER COLLEGE OF EDUCATION (Autonomous)**

**Recognised by the J&K Govt. &  
Permanently Affiliated to the University of Jammu  
Accredited by the NAAC with 'A+' Grade**

## **Internal Quality Assurance Cell (IQAC) Student Satisfaction Survey UG and PG Departments Year 2021-22 Analysis Report**

**Introduction-** the IQAC conducted the Student Satisfaction Survey for the students of UG and PG departments. The survey questionnaire was designed to gather students' responses their overall experience, the Principal, HoDs, faculty, quality of teaching and assessments, various initiatives of the college, campus facilities and services. Student responses will provide the College with valuable insights and guide it to serve and improve the educational experiences of current and future students. In order to arrive at comprehensive results, useful statistical tool like has been used. For the effective presentation of the data tables and pie- charts have been used.

**Student Profile: Batch 2020-22**

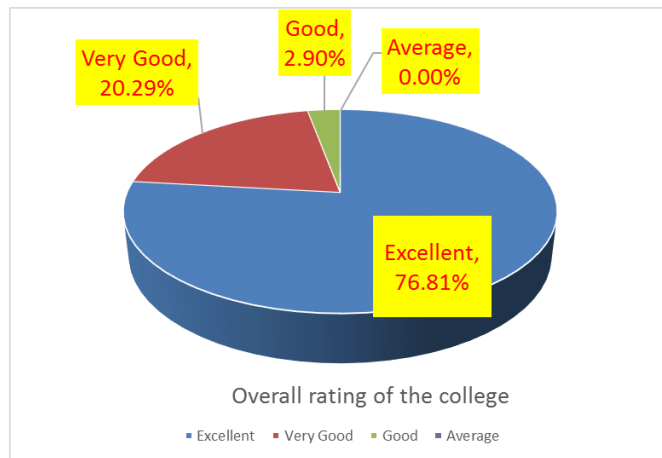
S.No.	Programme	Semester	Students
1.	B.Ed.	IV	69
2.	B.Ed. Spl (ID)	IV	23
3.	M.Ed.	IV	25
4.	MA Education	IV	9
Total			126

**B.Ed. Programme- Students Feedback on Various Parameters:**

Q1 Based on your overall experience, give your rating of the following:

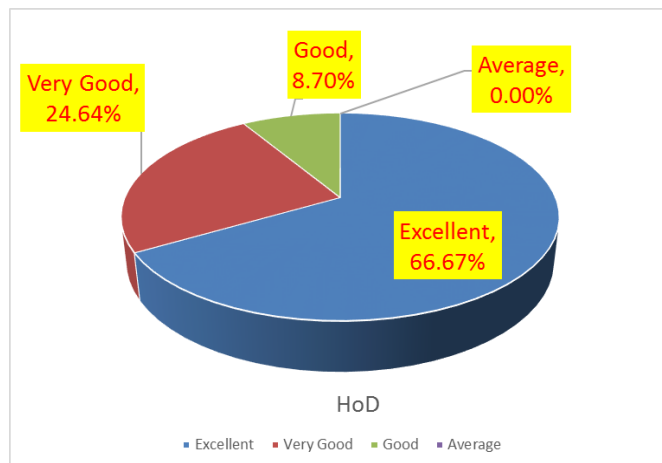
- Principal**

Answer Choices	Responses	
Excellent	76.81%	53
Very Good	20.29%	14
Good	2.90%	2
Average	0.00%	0
	<b>Answered</b>	<b>69</b>



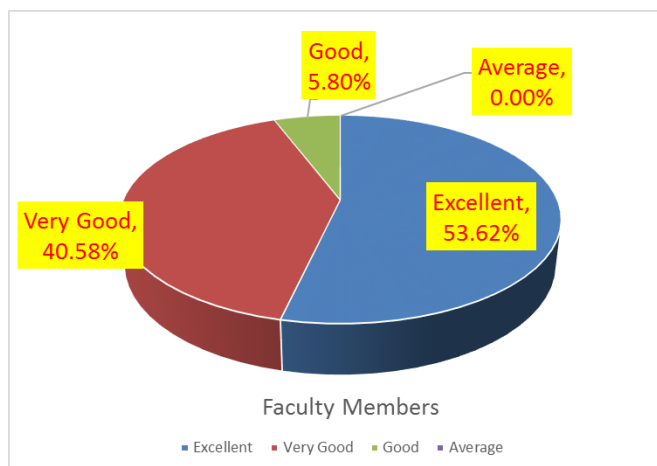
- HoD**

Answer Choices	Responses	
Excellent	66.67%	46
Very Good	24.64%	17
Good	8.70%	6
Average	0.00%	0
	<b>Answered</b>	<b>69</b>



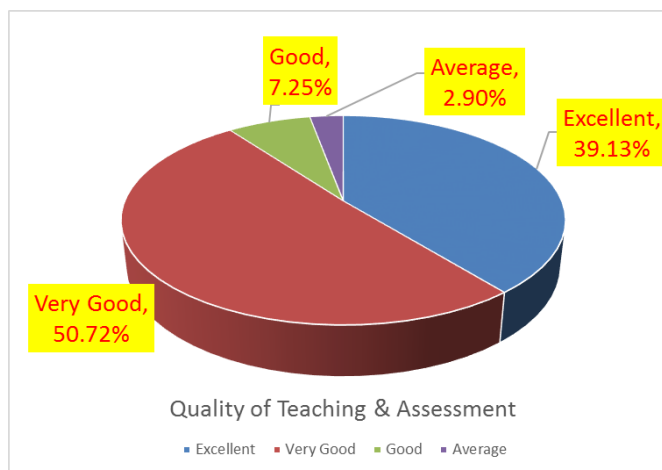
- Faculty Members

Answer Choices	Responses	
Excellent	53.62%	37
Very Good	40.58%	28
Good	5.80%	4
Average	0.00%	0
	<b>Answered</b>	<b>69</b>



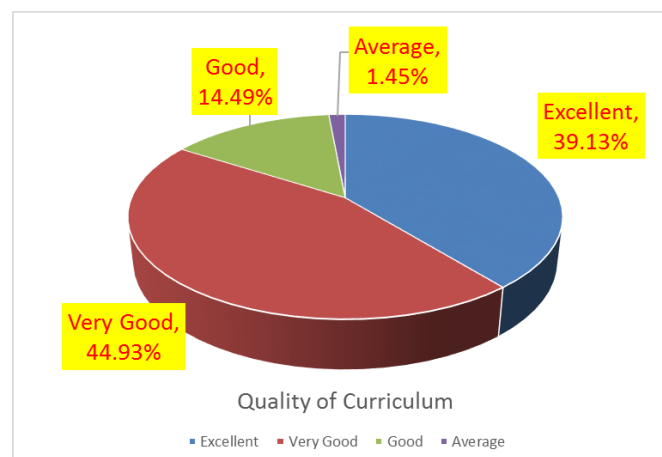
- Quality of Teaching & Assessment

Answer Choices	Responses	
Excellent	39.13%	27
Very Good	50.72%	35
Good	7.25%	5
Average	2.90%	2
	<b>Answered</b>	<b>69</b>



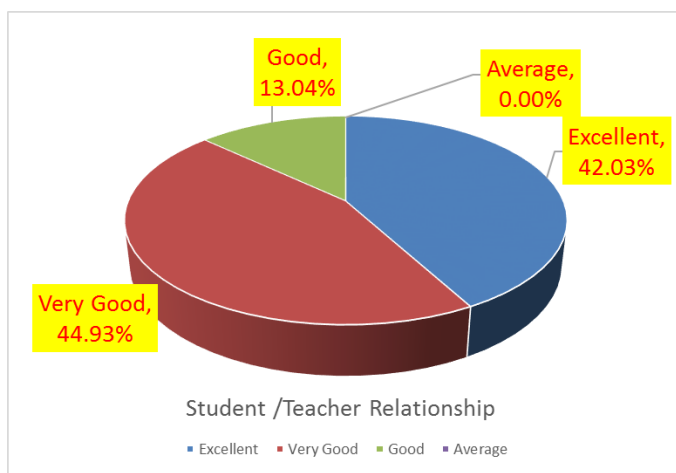
- Quality of Curriculum

Answer Choices	Responses	
Excellent	39.13%	27
Very Good	44.93%	31
Good	14.49%	10
Average	1.45%	1
	<b>Answered</b>	<b>69</b>



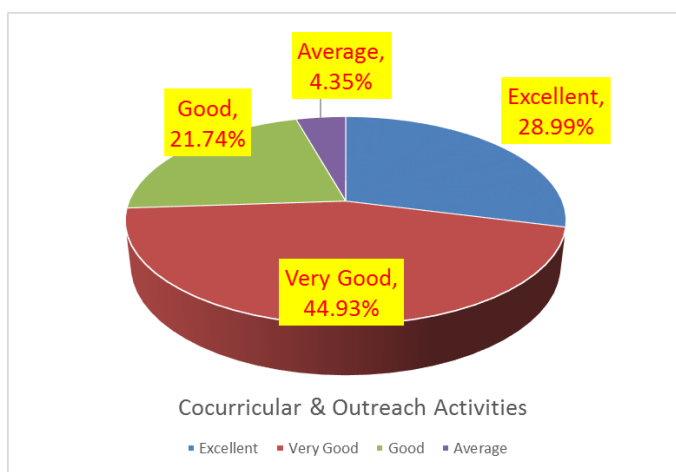
- **Student/Teacher Relationship**

Answer Choices	Responses	
Excellent	42.03%	29
Very Good	44.93%	31
Good	13.04%	9
Average	0.00%	0
	<b>Answered</b>	<b>69</b>



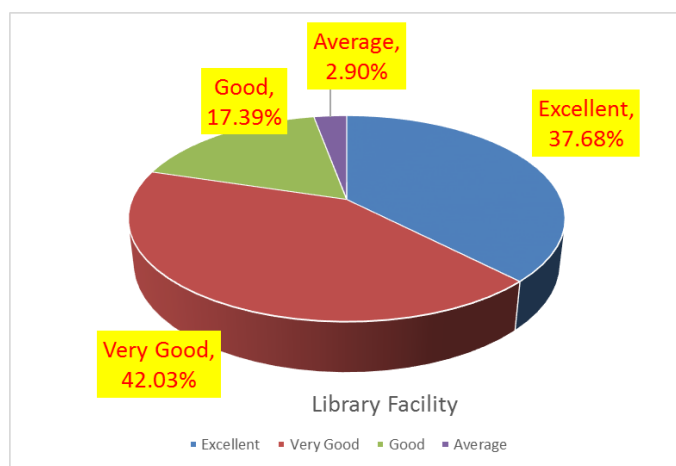
- **Co-curricular & Outreach Activities**

Answer Choices	Responses	
Excellent	28.99%	20
Very Good	44.93%	31
Good	21.74%	15
Average	4.35%	3
	<b>Answered</b>	<b>69</b>



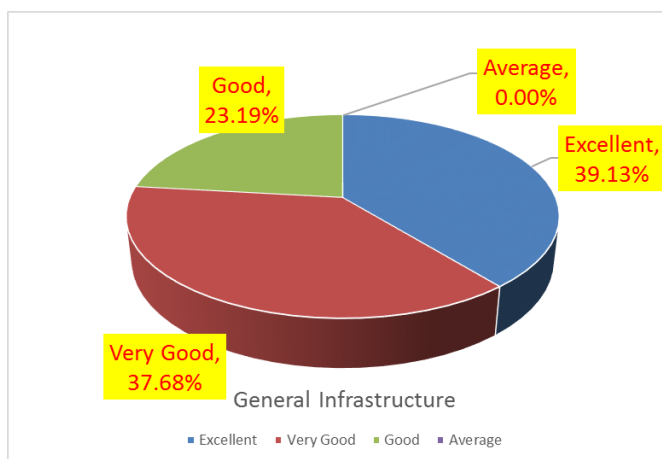
- **Library Facility**

Answer Choices	Responses	
Excellent	37.68%	26
Very Good	42.03%	29
Good	17.39%	12
Average	2.90%	2
	<b>Answered</b>	<b>69</b>



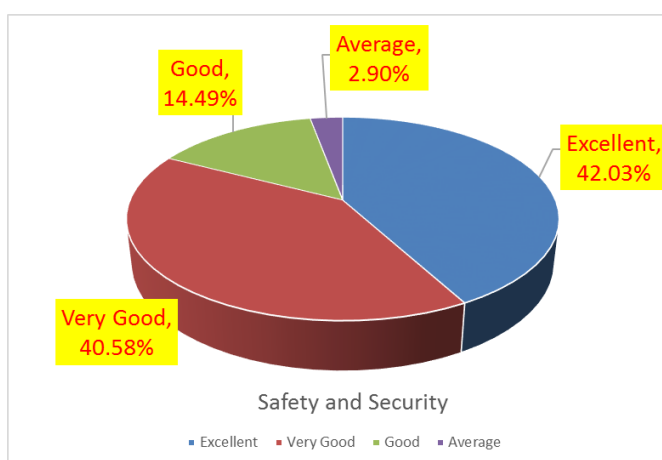
- **General Infrastructure**

Answer Choices	Responses	
Excellent	39.13%	27
Very Good	37.68%	26
Good	23.19%	16
Average	0.00%	0
	<b>Answered</b>	<b>69</b>



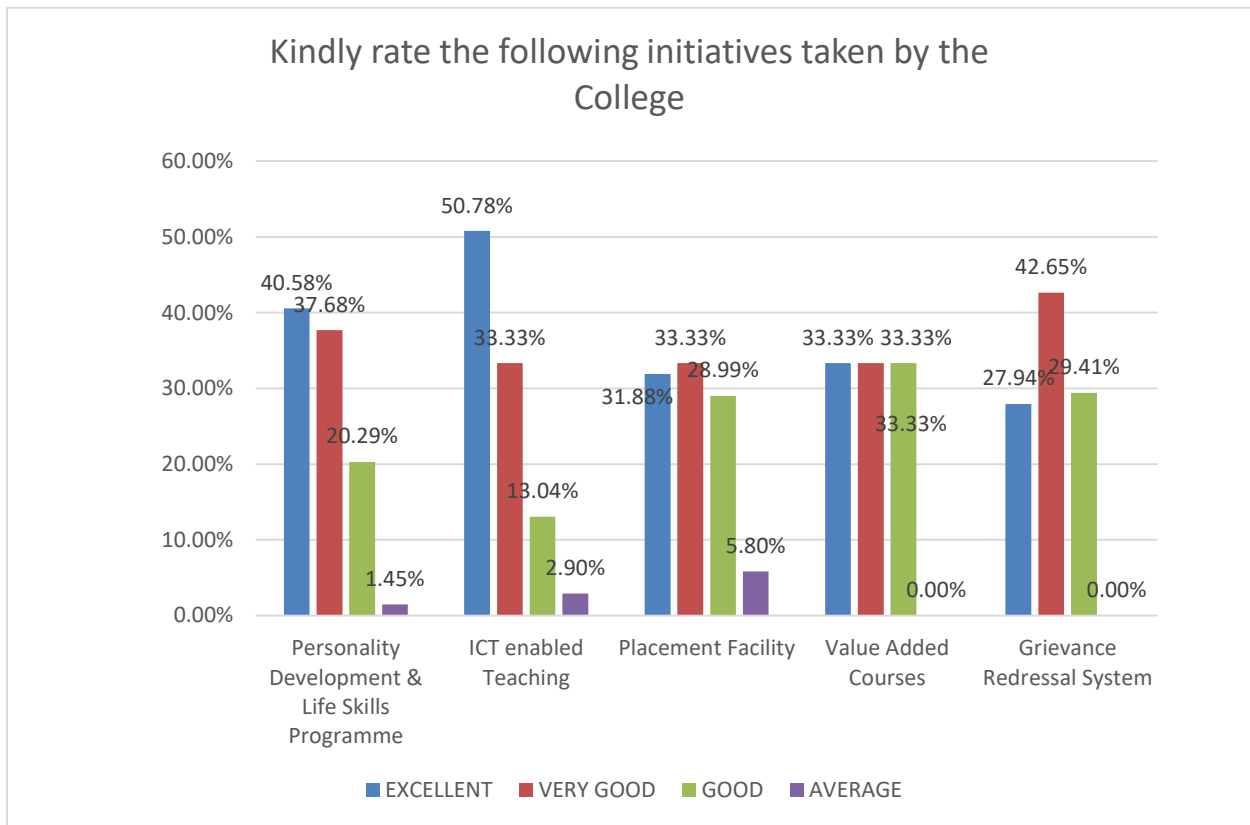
- **Safety & Security**

Answer Choices	Responses	
Excellent	42.03%	29
Very Good	40.58%	28
Good	14.49%	10
Average	2.90%	2
	<b>Answered</b>	<b>69</b>



Q2 Kindly rate the following initiatives taken by the College:

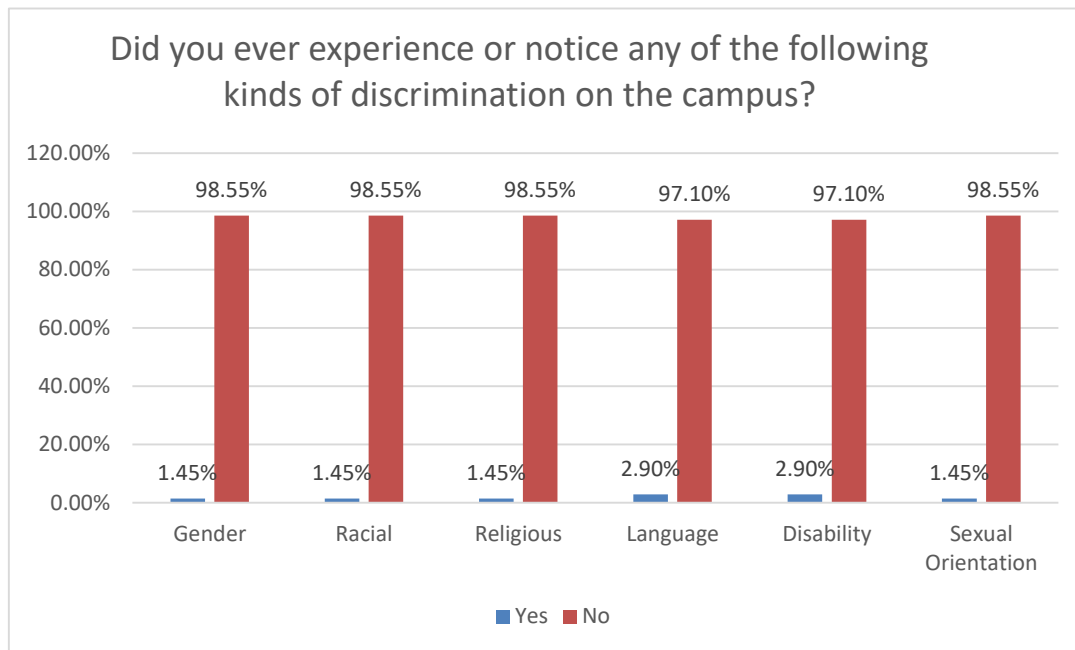
PARAMETER	EXCELLENT	VERY GOOD	GOOD	AVERAGE	ANSWERED
Personality Development and Life Skills Programmes	40.58% (28)	37.68% (26)	20.29% (14)	1.45% (1)	69
ICT enabled Teaching	50.72% (35)	33.33% (23)	13.04% (9)	2.90% (2)	69
Placement Facility	31.88% (22)	33.33% (23)	28.99% (20)	5.80% (4)	69
Value Added Courses	33.33% (23)	33.33% (23)	33.33% (23)	0.00% (0)	69
Grievance Redressal System	27.94% (19)	42.65% (29)	29.41% (20)	0.00% (0)	69



Q3 Did you ever experience or notice any of the following kinds of discrimination on the campus?

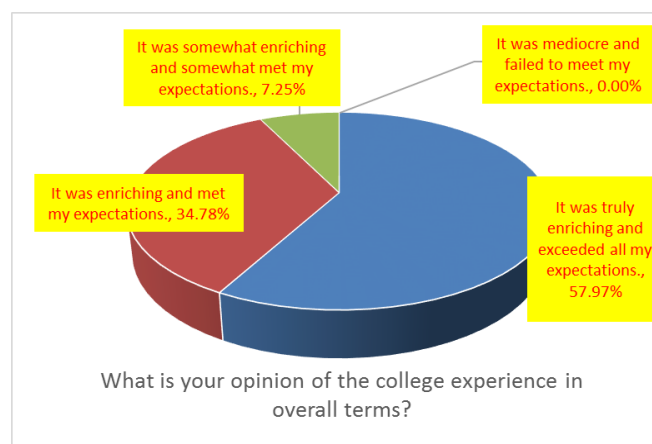
- Parameters (Yes/No)**

PARAMETER	YES	NO	ANSWERED
Gender	1.45% (1)	98.55% (68)	69
Racial	1.45% (1)	98.55% (68)	69
Religious	1.45% (1)	98.55% (68)	69
Language	2.90% (2)	97.10% (67)	69
Disability	2.90% (2)	97.10% (67)	69
Sexual Orientation	1.45% (1)	98.55% (68)	69



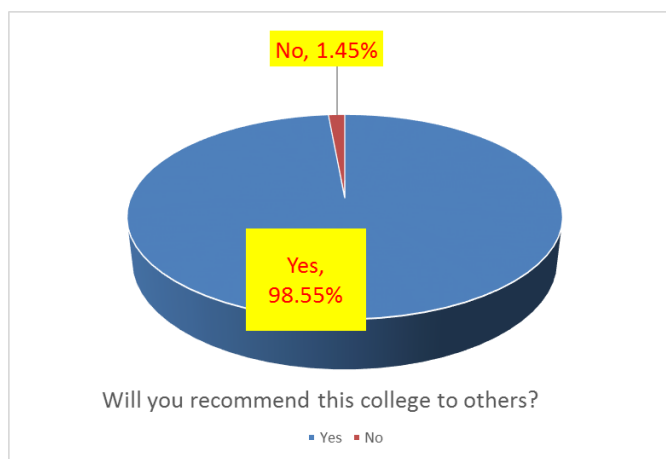
Q4 What is your opinion of the college experience in overall terms?

ANSWER CHOICES	RESPONSES
It was truly enriching and exceeded all my expectations.	57.97% (40)
It was enriching and met my expectations.	34.78% (24)
It was somewhat enriching and somewhat met my expectations.	7.25% (5)
It was mediocre and failed to meet my expectations.	0.00% (0)
Answered	69



Q5 Will you recommend this College to others?

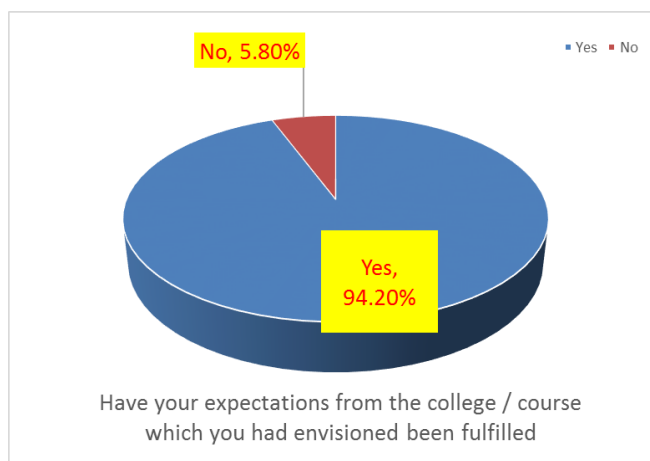
ANSWER CHOICES	RESPONSES
YES	98.55% (68)
NO	1.45% (1)
ANSWERED	69





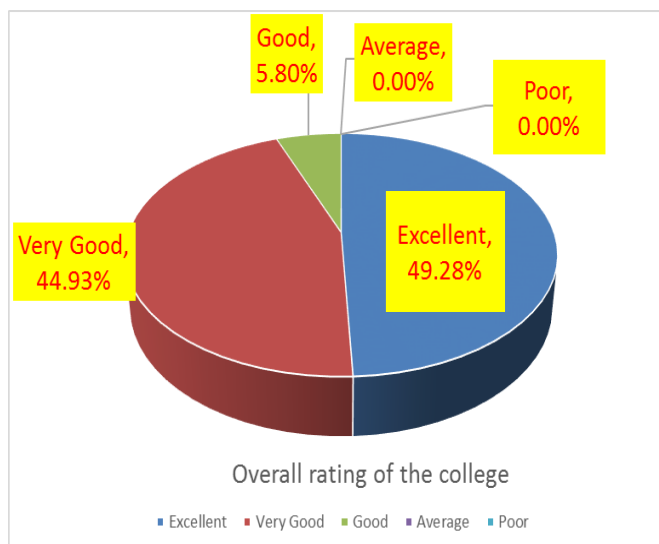
Q6 Have your expectations from the college/course which you had envisioned been fulfilled?

ANSWER CHOICES	RESPONSES
YES	94.20% (65)
NO	5.80% (4)
<b>ANSWERED</b>	<b>69</b>



Q7 Overall rating of the college

ANSWER CHOICES	RESPONSES
Excellent	49.28% (40)
Very Good	44.93% (24)
Good	5.80% (5)
Average	0.00% (0)
<b>Answered</b>	<b>69</b>

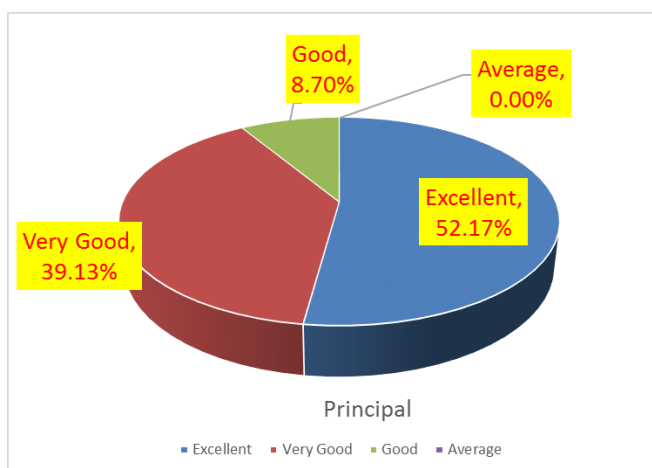


**B.Ed. Spl (ID) Programme- Students Feedback on Various Parameters:**

Q1 Based on your overall experience, give your rating of the following:

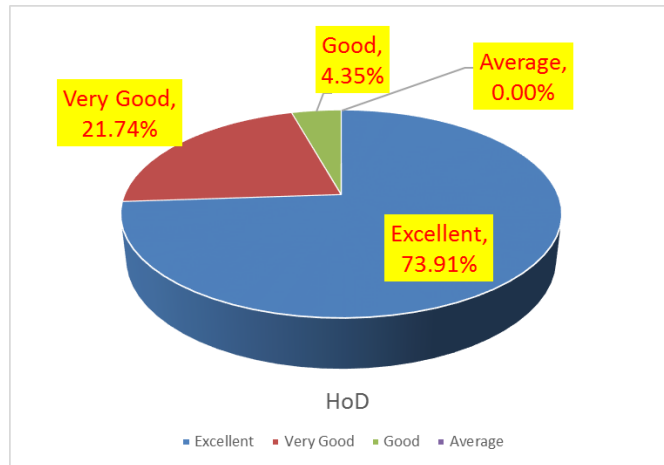
- Principal

Answer Choices	Responses	
Excellent	52.17%	12
Very Good	39.13%	9
Good	8.70%	2
Average	0.00%	0
<b>Answered</b>	<b>23</b>	



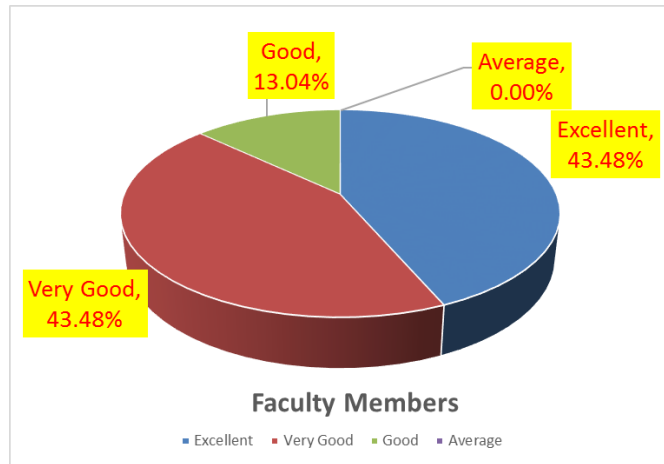
- **HoD**

Answer Choices	Responses	
Excellent	73.91%	17
Very Good	21.74%	5
Good	4.35%	1
Average	0.00%	0
	<b>Answered</b>	<b>23</b>



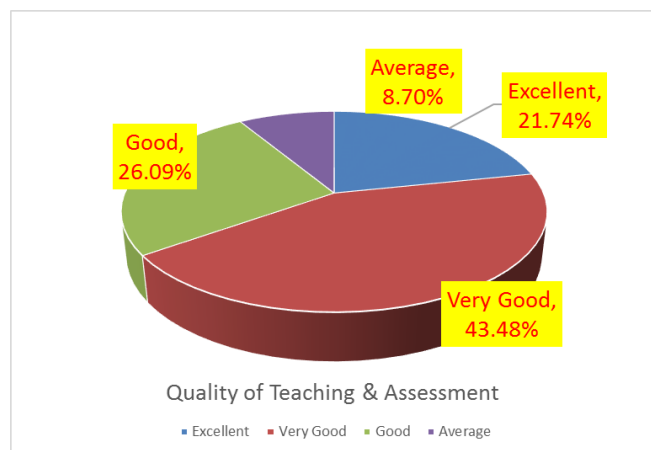
- **Faculty Members**

Answer Choices	Responses	
Excellent	43.48%	10
Very Good	43.48%	10
Good	13.04%	3
Average	0.00%	0
	<b>Answered</b>	<b>23</b>



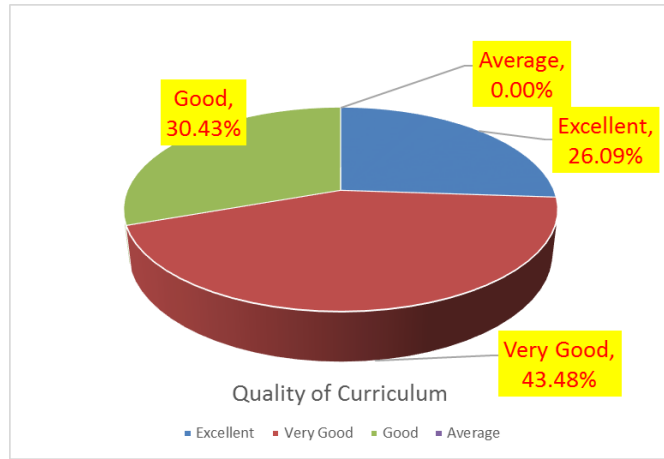
- **Quality of Teaching & Assessment**

Answer Choices	Responses	
Excellent	21.74%	5
Very Good	43.48%	10
Good	26.09%	6
Average	8.70%	2
	<b>Answered</b>	<b>23</b>



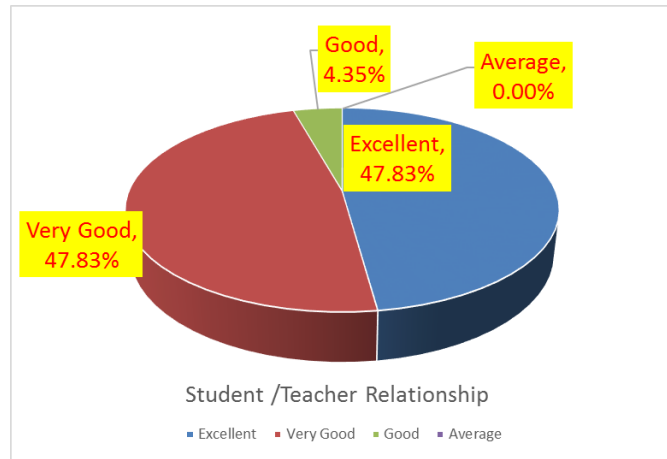
- **Quality of Curriculum**

Answer Choices	Responses	
Excellent	26.09%	6
Very Good	43.48%	10
Good	30.43%	7
Average	0.00%	0
	<b>Answered</b>	<b>23</b>



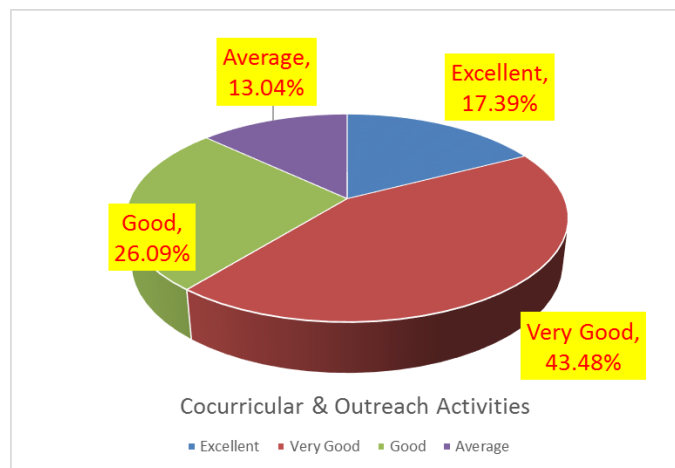
- **Student/Teacher Relationship**

Answer Choices	Responses	
Excellent	47.83%	11
Very Good	47.83%	11
Good	4.35%	1
Average	0.00%	0
	<b>Answered</b>	<b>23</b>



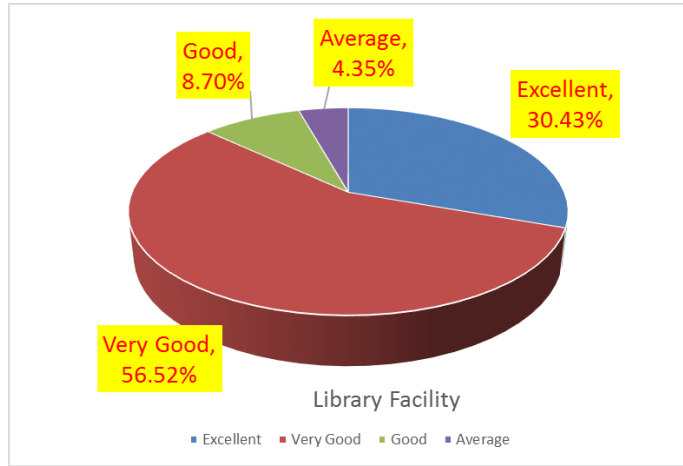
- **Co-curricular & Outreach Activities**

Answer Choices	Responses	
Excellent	17.39%	4
Very Good	43.48%	10
Good	26.09%	6
Average	13.04%	3
	<b>Answered</b>	<b>23</b>



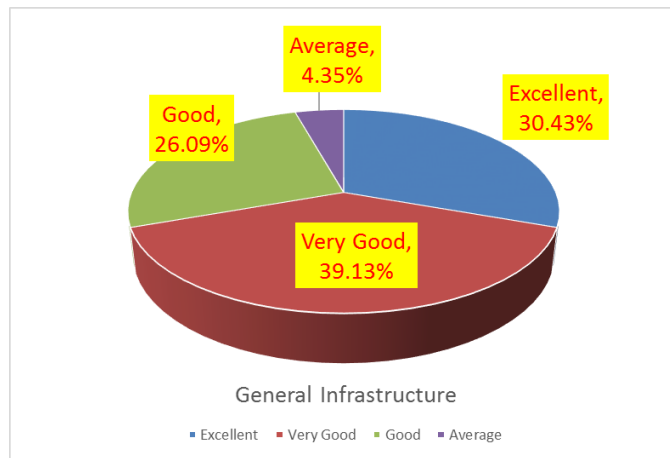
- Library Facility

Answer Choices	Responses	
Excellent	30.43%	7
Very Good	56.52%	13
Good	8.70%	2
Average	4.35%	1
	<b>Answered</b>	<b>23</b>



- General Infrastructure

Answer Choices	Responses	
Excellent	30.43%	7
Very Good	39.13%	9
Good	26.09%	6
Average	4.35%	1
	<b>Answered</b>	<b>23</b>



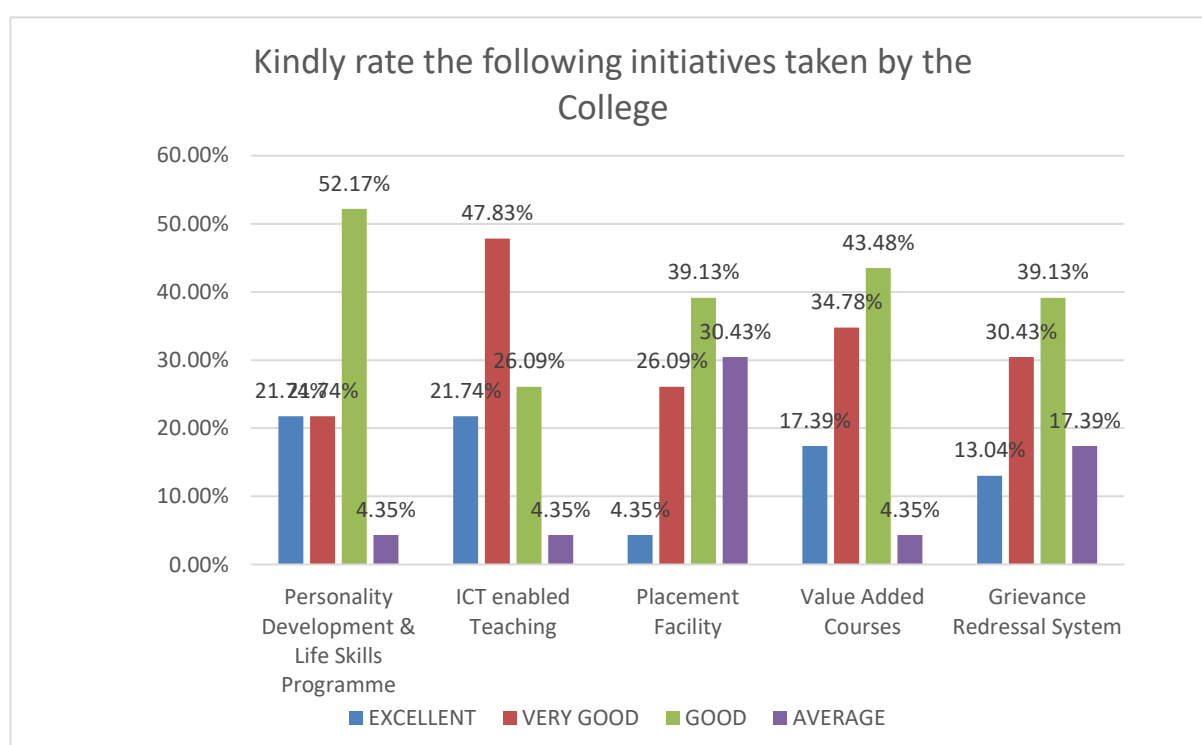
- Safety & Security

Answer Choices	Responses	
Excellent	47.83%	11
Very Good	47.83%	11
Good	4.35%	1
Average	0.00%	0
	<b>Answered</b>	<b>23</b>



Q2 Kindly rate the following initiatives taken by the college-

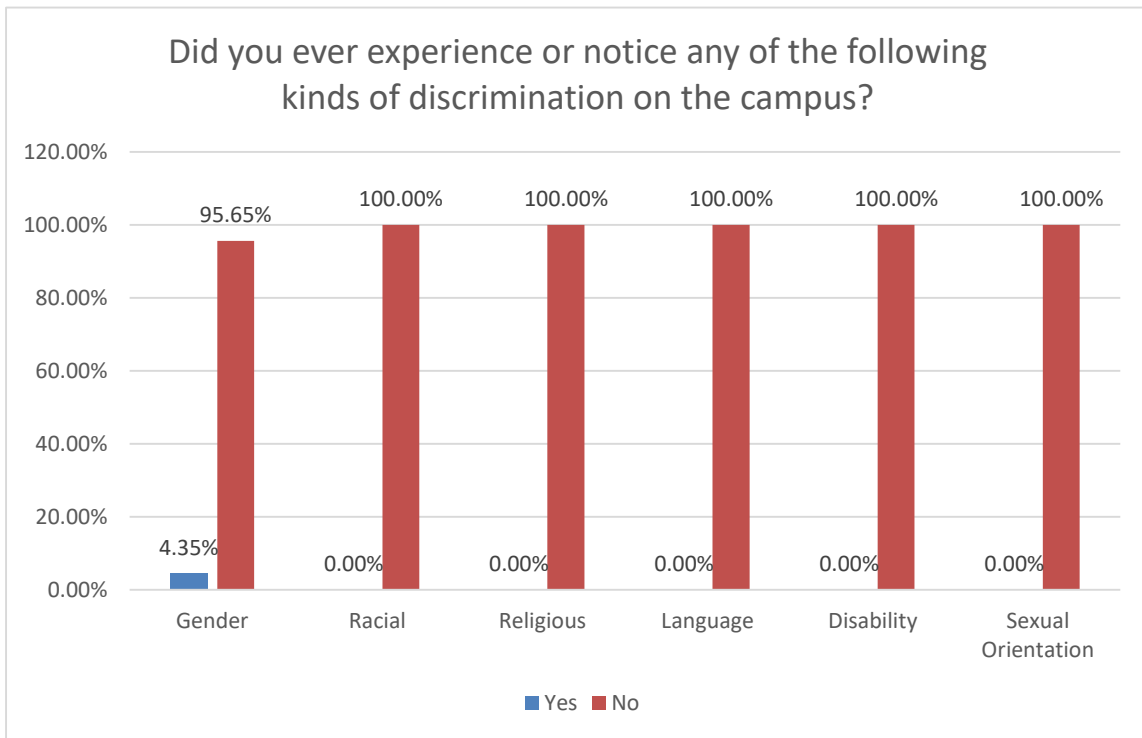
PARAMETER	EXCELLENT	VERY GOOD	GOOD	AVERAGE	ANSWERED
Personality Development and Life Skills Programmes	21.74% (5)	21.74% (5)	52.17% (12)	4.35% (1)	23
ICT enabled Teaching	21.74% (5)	47.83% (11)	26.09% (6)	4.35% (1)	23
Placement Facility	4.35% (1)	26.09% (6)	39.13% (9)	30.43% (7)	23
Value Added Courses	17.39% (4)	34.78% (8)	43.48% (10)	4.35% (1)	23
Grievance Redressal System	13.04% (3)	30.43% (7)	39.13% (9)	17.39% (4)	23



Q3 Did you ever experience or notice any of the following kinds of discrimination on the campus?

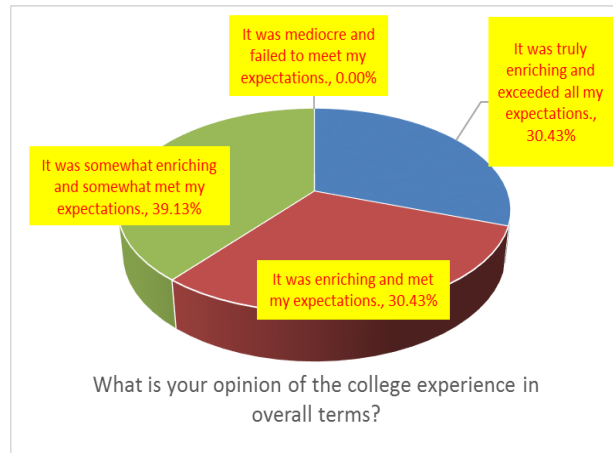
- Parameters (Yes/No)

PARAMETER	YES	NO
Gender	4.35% (1)	95.65% (22)
Racial	0.00% (0)	100.00% (23)
Religious	0.00% (0)	100.00% (23)
Language	0.00% (0)	100.00% (23)
Disability	0.00% (0)	100.00% (23)
Sexual Orientation	0.00% (0)	100.00% (23)



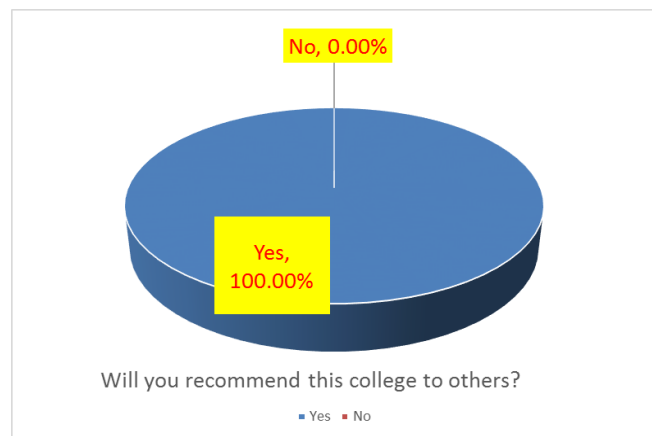
**Q4 What is your opinion of the college experience in overall terms?**

ANSWER CHOICES	RESPONSES
It was truly enriching and exceeded all my expectations.	30.43% (7)
It was enriching and met my expectations.	30.43% (7)
It was somewhat enriching and somewhat met my expectations.	39.13% (9)
It was mediocre and failed to meet my expectations.	0.00% (0)



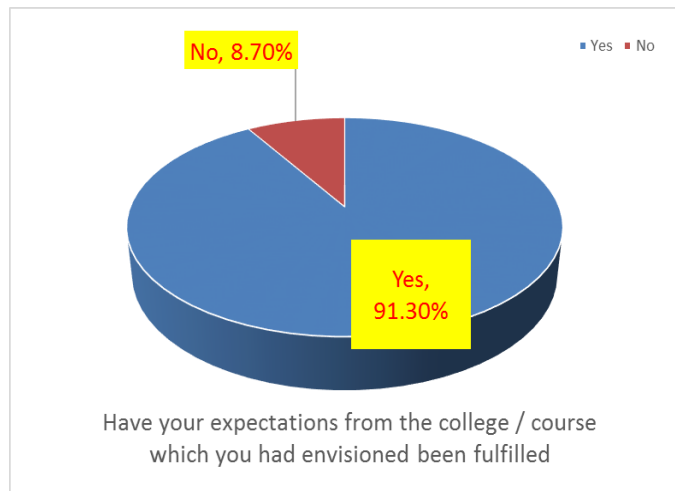
**Q5 Will you recommend this College to others?**

ANSWER CHOICES	RESPONSES
YES	100% (23)
NO	0% (0)



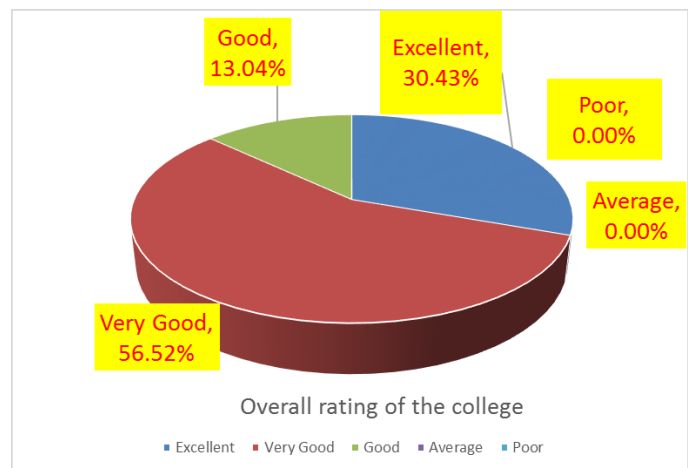
Q6 Have your expectations from the college/course which you had envisioned been fulfilled?

ANSWER CHOICES	RESPONSES
YES	91.30% (21)
NO	8.70% (2)



Q7 Overall rating of the college-

ANSWER CHOICES	RESPONSES
Excellent	30.43% (7)
Very Good	56.52% (13)
Good	13.04% (3)
Average	0.00% (0)
Answered	23



### M.Ed. Programme- Students Feedback on Various Parameters:

Q1 Based on your overall experience, give your rating of the following:

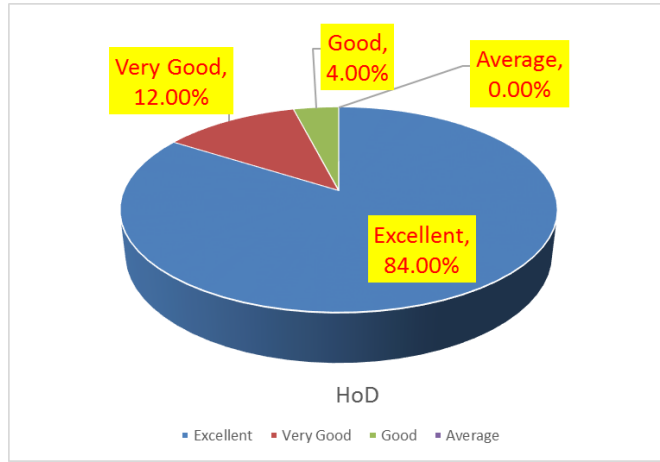
- Principal**

Answer Choices	Responses	
Excellent	96.00%	24
Very Good	4.00%	1
Good	0.00%	0
Average	0.00%	0
	<b>Answered</b>	<b>25</b>



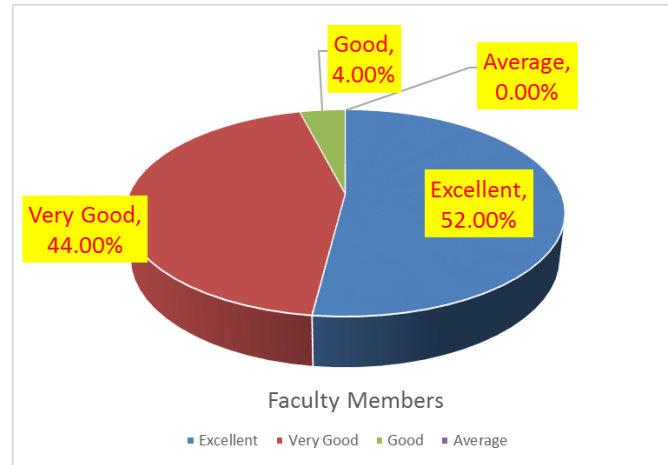
- **HoD**

Answer Choices	Responses	
Excellent	84.00%	21
Very Good	12.00%	3
Good	4.00%	1
Average	0.00%	0
	<b>Answered</b>	<b>25</b>



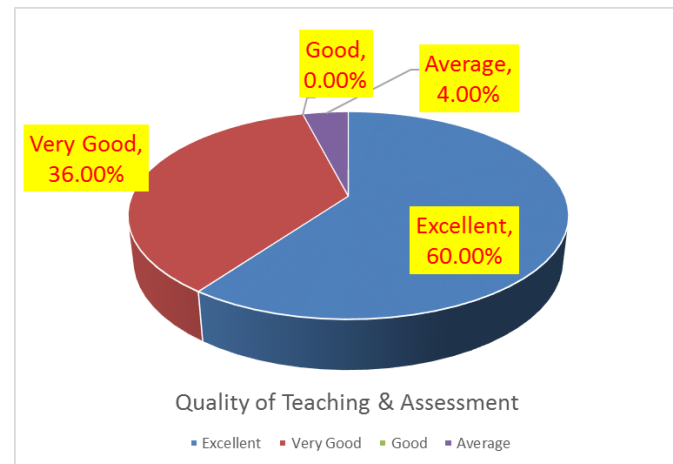
- **Faculty Members**

Answer Choices	Responses	
Excellent	52.00%	13
Very Good	44.00%	11
Good	4.00%	1
Average	0.00%	0
	<b>Answered</b>	<b>25</b>



- **Quality of Teaching & Assessment**

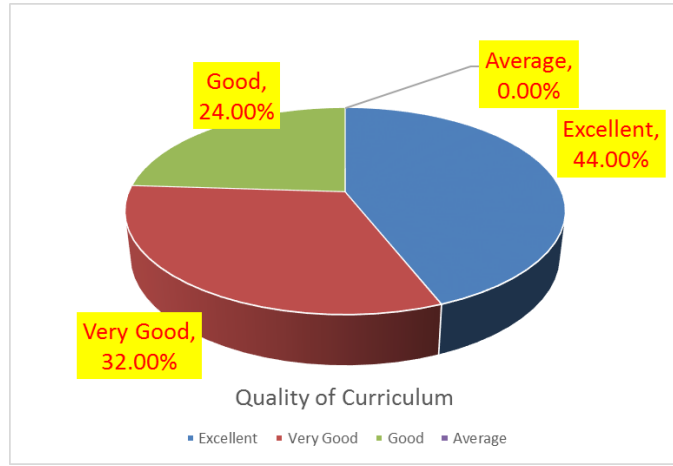
Answer Choices	Responses	
Excellent	60.00%	15
Very Good	36.00%	9
Good	0.00%	0
Average	4.00%	1
	<b>Answered</b>	<b>25</b>





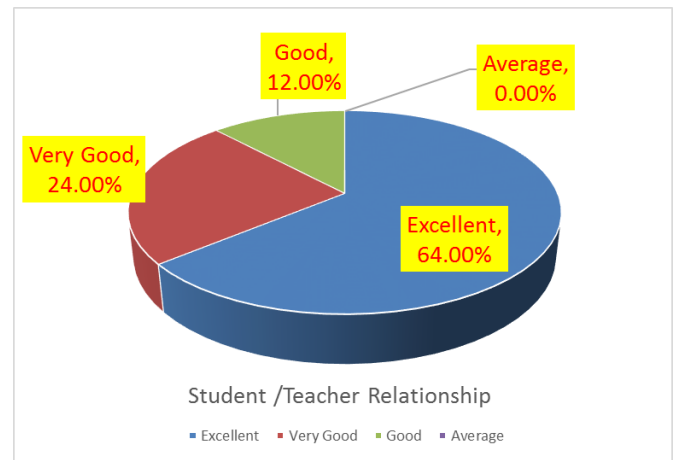
- **Quality of Curriculum**

Answer Choices	Responses	
Excellent	39.13%	27
Very Good	44.93%	31
Good	14.49%	10
Average	1.45%	1
	<b>Answered</b>	<b>69</b>



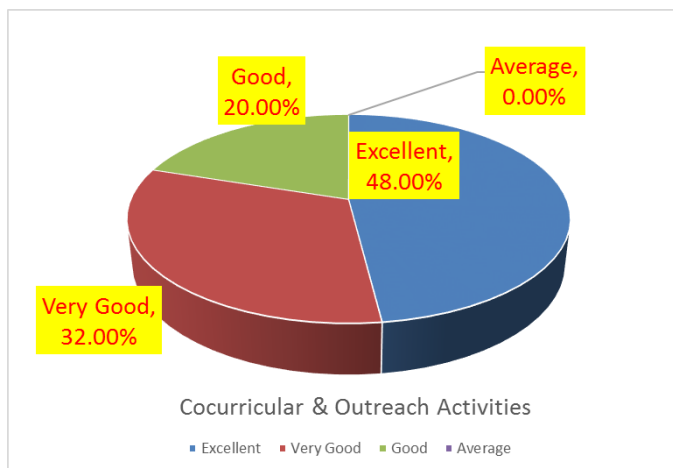
- **Student/Teacher Relationship**

Answer Choices	Responses	
Excellent	64.00%	16
Very Good	24.00%	6
Good	12.00%	3
Average	0.00%	0
	<b>Answered</b>	<b>25</b>



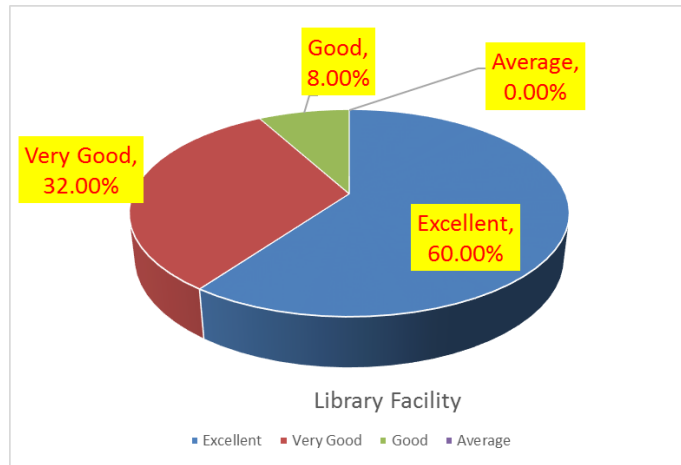
- **Co-curricular & Outreach Activities**

Answer Choices	Responses	
Excellent	48.00%	12
Very Good	32.00%	8
Good	20.00%	5
Average	0.00%	0
	<b>Answered</b>	<b>25</b>



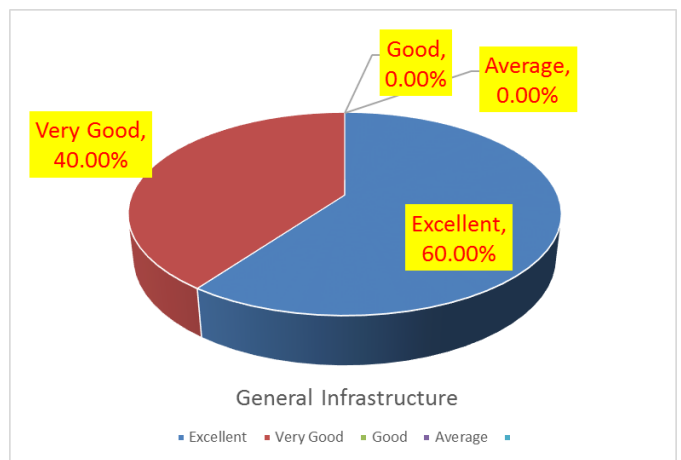
- Library Facility

Answer Choices	Responses	
Excellent	60.00%	15
Very Good	32.00%	8
Good	8.00%	2
Average	0.00%	0
	<b>Answered</b>	<b>25</b>



- General Infrastructure

Answer Choices	Responses	
Excellent	60.00%	15
Very Good	40.00%	10
Good	0.00%	0
Average	0.00%	0
	<b>Answered</b>	<b>25</b>



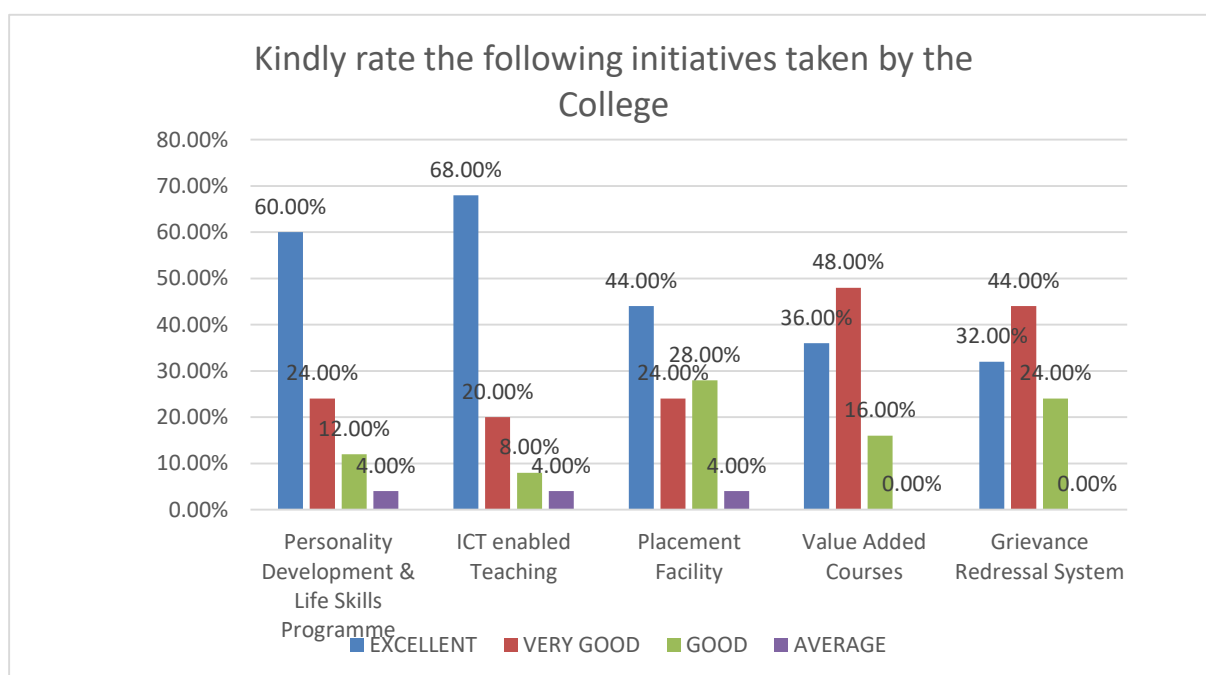
- Safety & Security

Answer Choices	Responses	
Excellent	68.00%	17
Very Good	32.00%	8
Good	0.00%	0
Average	0.00%	0
	<b>Answered</b>	<b>25</b>



Q2 Kindly rate the following initiatives taken by the College:

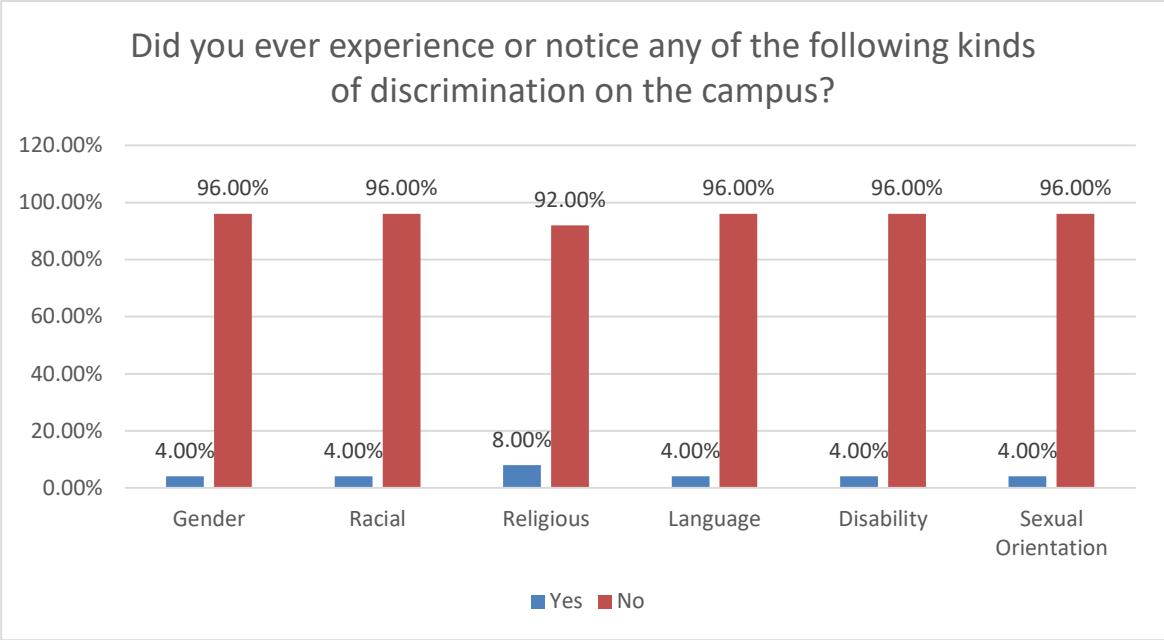
PARAMETER	EXCELLENT	VERY GOOD	GOOD	AVERAGE	ANSWERED
Personality Development and Life Skills Programmes	60% (15)	24% (6)	12% (3)	4% (1)	25
ICT enabled Teaching	68% (17)	20% (5)	8% (2)	4% (1)	25
Placement Facility	44% (11)	24% (6)	28% (7)	4% (1)	25
Value Added Courses	36% (9)	48% (12)	16% (4)	0.00% (0)	25
Grievance Redressal System	32% (8)	44% (11)	24% (6)	0.00% (0)	25



Q3 Did you ever experience or notice any of the following kinds of discrimination on the campus?

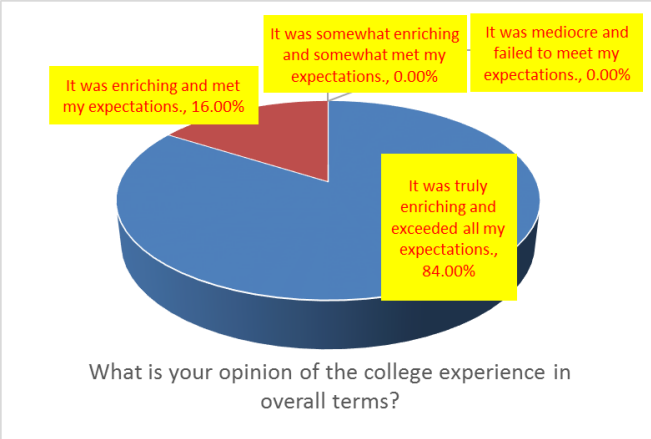
- Parameters (Yes/No)**

PARAMETER	YES	NO
Gender	4% (1)	36% (24)
Racial	4% (1)	96% (24)
Religious	8% (2)	92% (23)
Language	4% (1)	96% (24)
Disability	4% (1)	96% (24)
Sexual Orientation	4% (1)	96% (24)



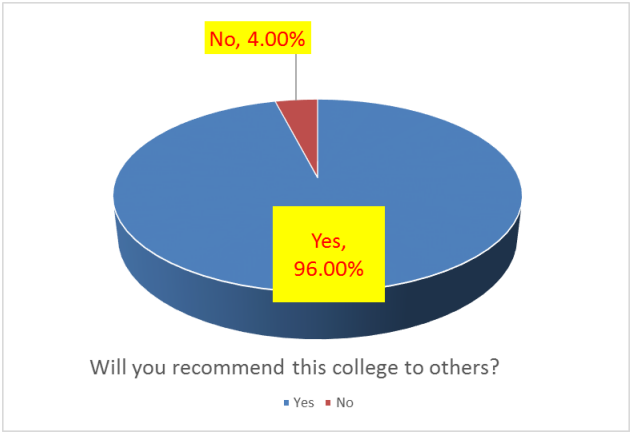
**Q4 What is your opinion of the college experience in overall terms?**

ANSWER CHOICES	RESPONSES
It was truly enriching and exceeded all my expectations.	84% (21)
It was enriching and met my expectations.	16% (4)
It was somewhat enriching and somewhat met my expectations.	0.00% (0)
It was mediocre and failed to meet my expectations.	0.00% (0)



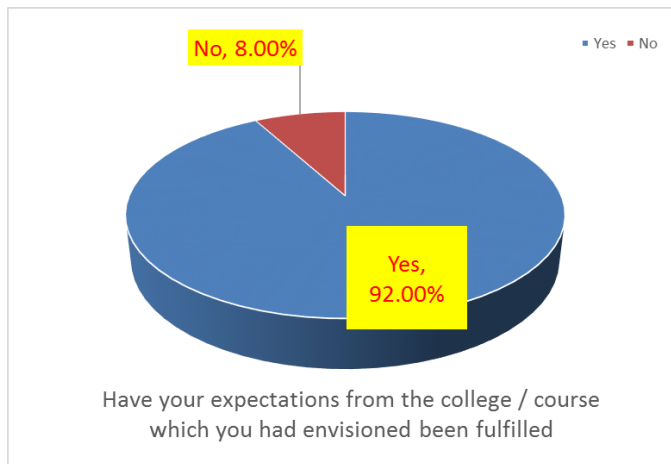
**Q5 Will you recommend this College to others?**

ANSWER CHOICES	RESPONSES
YES	96% (24)
NO	4% (1)



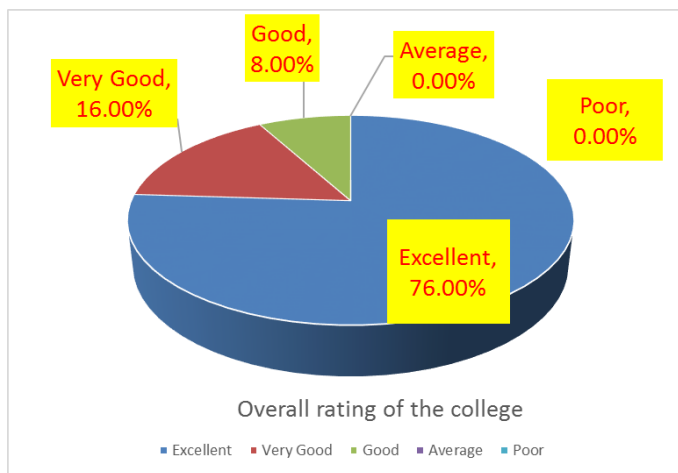
Q6 Have your expectations from the college/course which you had envisioned been fulfilled?

ANSWER CHOICES	RESPONSES
YES	92% (23)
NO	8% (2)



Q7 Overall rating of the college

ANSWER CHOICES	RESPONSES
Excellent	76% (19)
Very Good	16% (4)
Good	8% (2)
Average	0.00% (0)
<b>Answered</b>	<b>25</b>

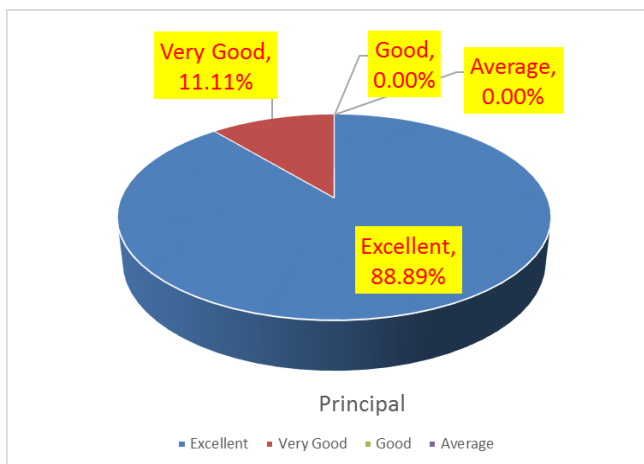


**MA Education Programme- Students Feedback on Various Parameters:**

Q1 Based on your overall experience, give your rating of the following:

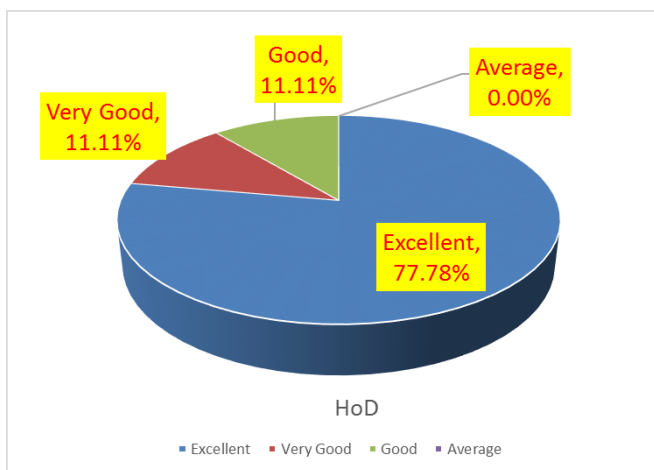
- Principal

Answer Choices	Responses	
Excellent	88.89%	8
Very Good	11.11%	1
Good	0.00%	0
Average	0.00%	0
	<b>Answered</b>	<b>9</b>



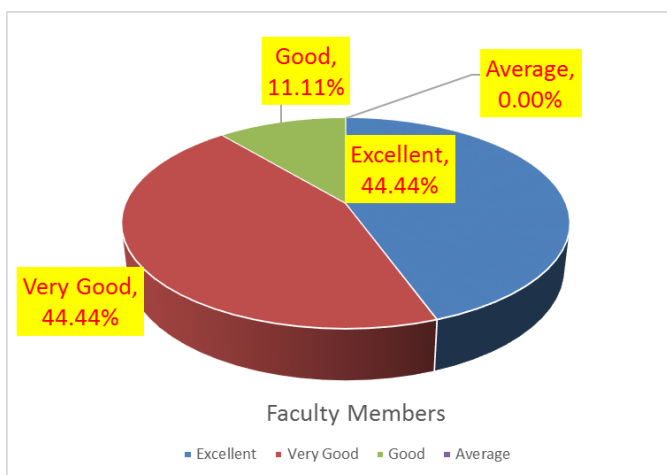
- **HoD**

Answer Choices	Responses	
Excellent	77.78%	7
Very Good	11.11%	1
Good	11.11%	1
Average	0.00%	0
	<b>Answered</b>	<b>9</b>



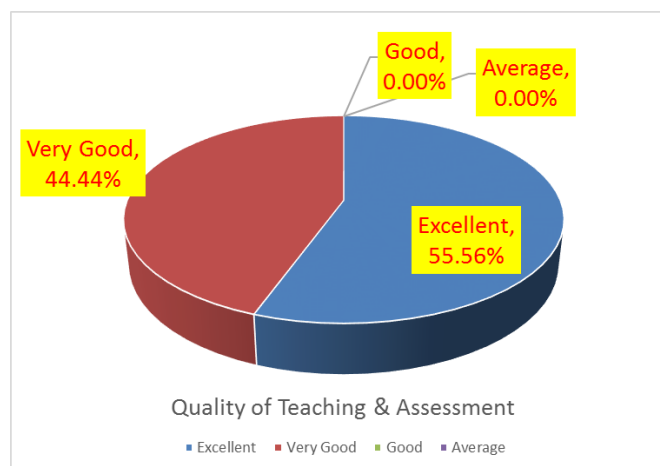
- **Faculty Members**

Answer Choices	Responses	
Excellent	44.44%	4
Very Good	44.44%	4
Good	11.11%	1
Average	0.00%	0
	<b>Answered</b>	<b>9</b>



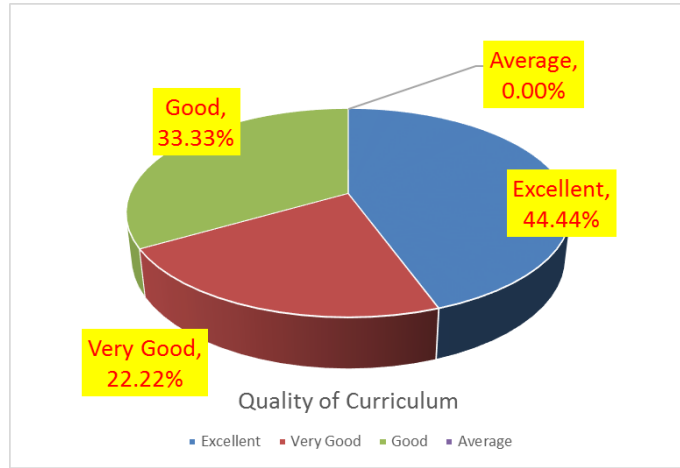
- **Quality of Teaching & Assessment**

Answer Choices	Responses	
Excellent	55.56%	5
Very Good	44.44%	4
Good	0.00%	0
Average	0.00%	0
	<b>Answered</b>	<b>9</b>



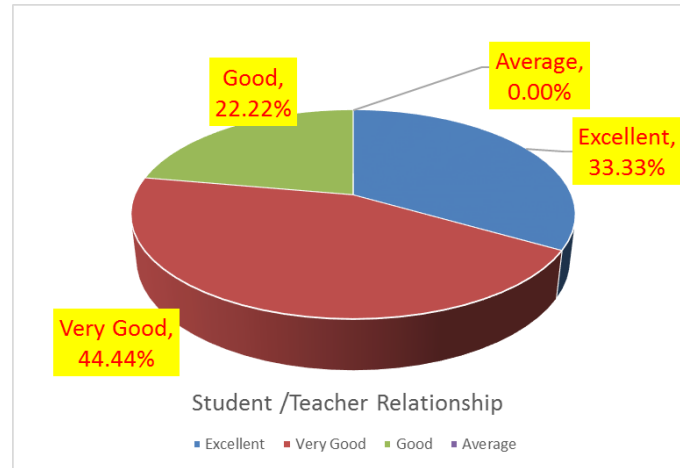
- **Quality of Curriculum**

Answer Choices	Responses	
Excellent	44.44%	4
Very Good	22.22%	2
Good	33.33%	3
Average	0.00%	0
	<b>Answered</b>	<b>9</b>



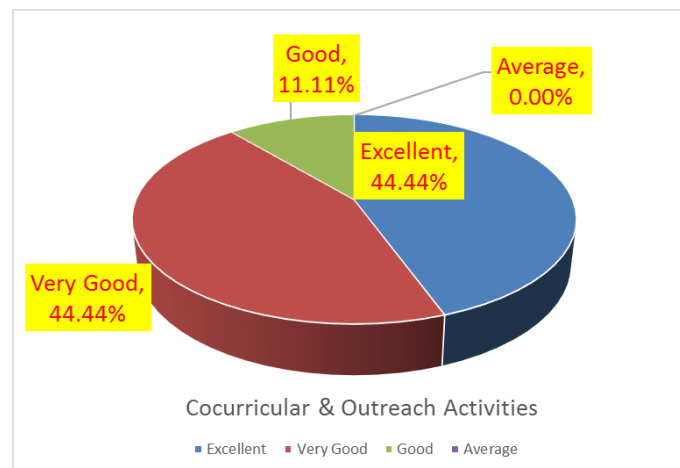
- **Student/Teacher Relationship**

Answer Choices	Responses	
Excellent	33.33%	3
Very Good	44.44%	4
Good	22.22%	2
Average	0.00%	0
	<b>Answered</b>	<b>9</b>



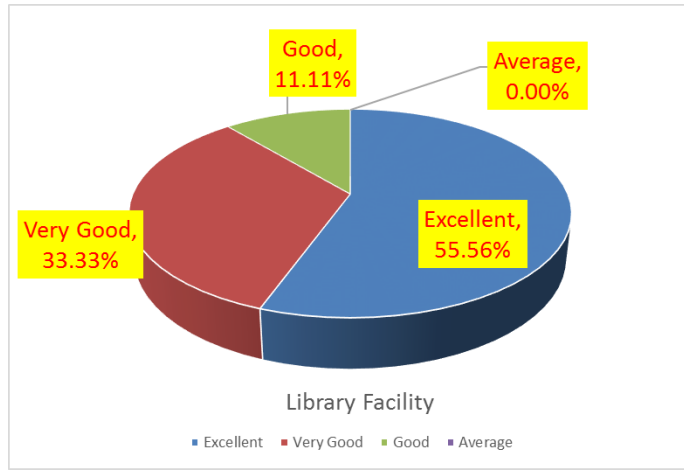
- **Co-curricular & Outreach Activities**

Answer Choices	Responses	
Excellent	44.44%	4
Very Good	44.44%	4
Good	11.11%	1
Average	0.00%	0
	<b>Answered</b>	<b>9</b>



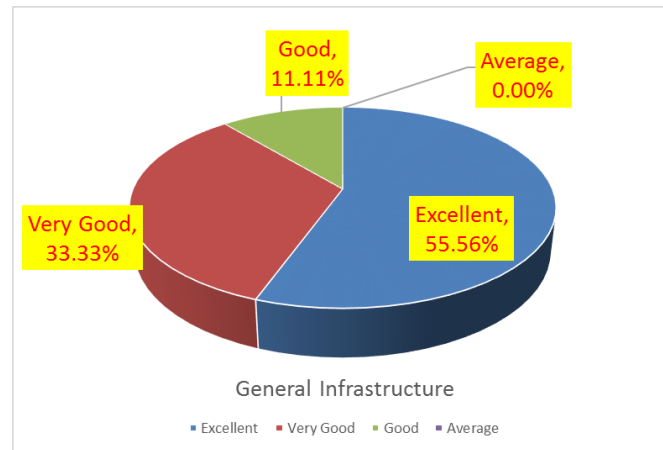
- Library Facility**

Answer Choices	Responses	
Excellent	55.56%	5
Very Good	33.33%	3
Good	11.11%	1
Average	0.00%	0
	<b>Answered</b>	<b>9</b>



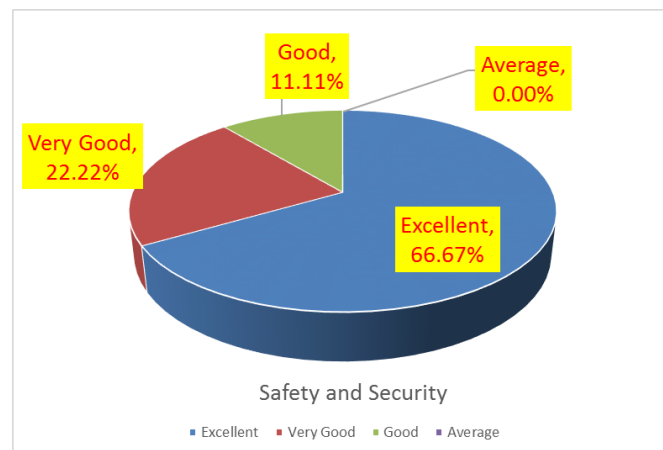
- General Infrastructure**

Answer Choices	Responses	
Excellent	55.56%	5
Very Good	33.33%	3
Good	11.11%	1
Average	0.00%	0
	<b>Answered</b>	<b>9</b>



- Safety & Security**

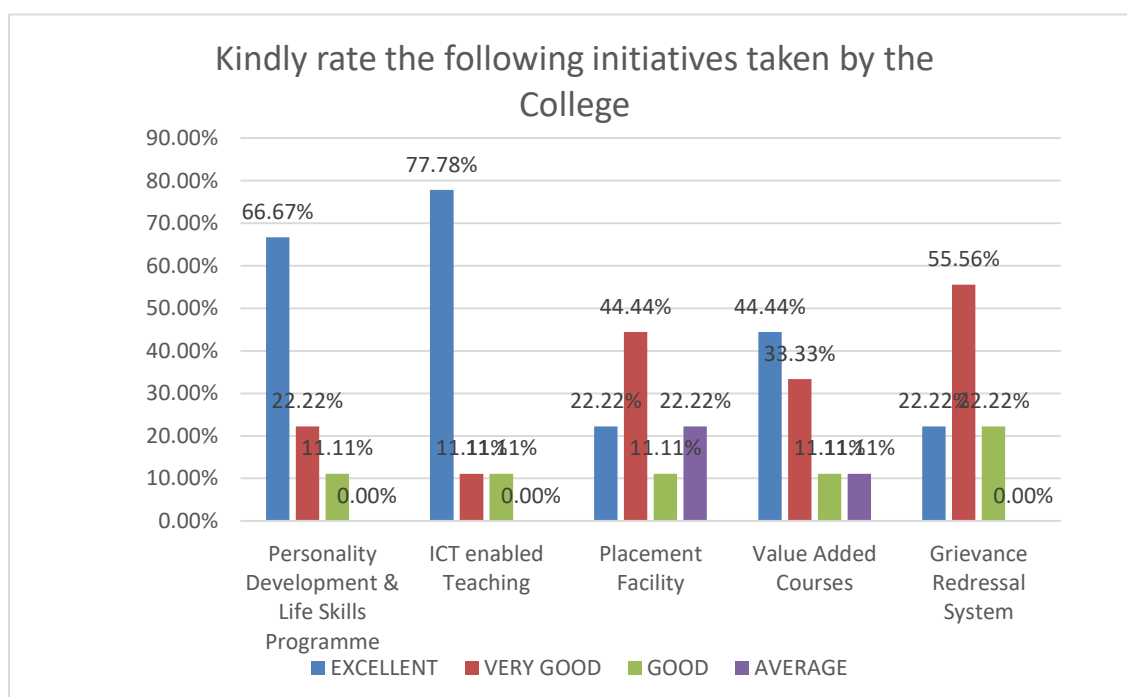
Answer Choices	Responses	
Excellent	66.67%	6
Very Good	22.22%	2
Good	11.11%	1
Average	0.00%	0
	<b>Answered</b>	<b>9</b>





Q2 Kindly rate the following initiatives taken by the College:

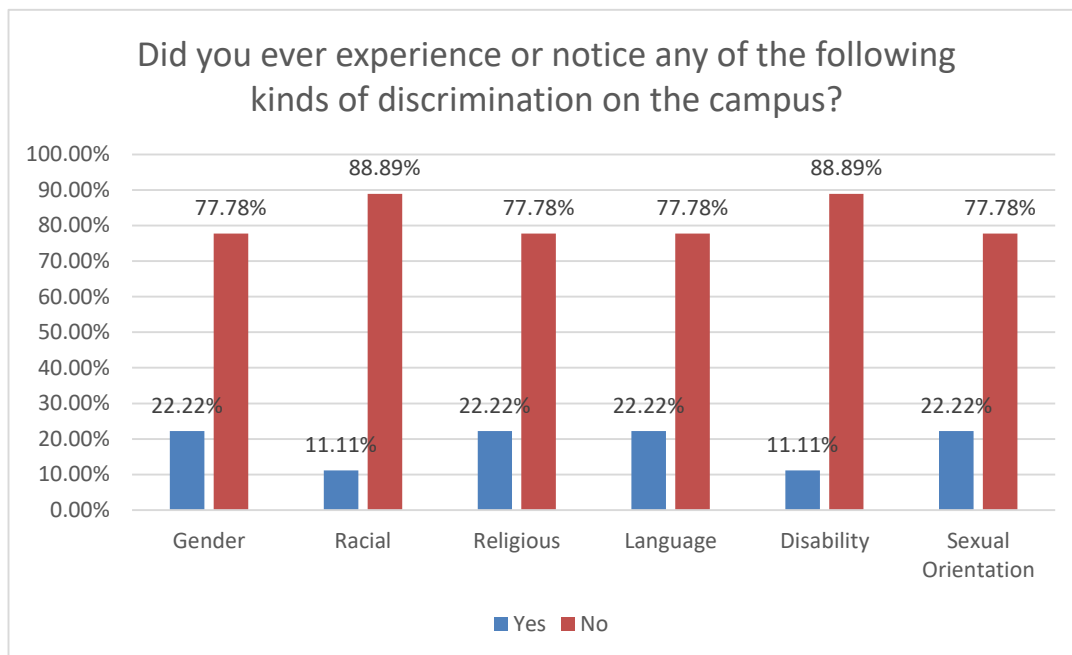
PARAMETER	EXCELLENT	VERY GOOD	GOOD	AVERAGE	ANSWERED
Personality Development and Life Skills Programmes	66.67% (6)	22.22% (2)	11.11% (1)	0% (0)	9
ICT enabled Teaching	77.78% (7)	11.11% (1)	11.11% (1)	0% (0)	9
Placement Facility	22.22% (2)	44.44% (4)	11.11% (1)	22.22% (2)	9
Value Added Courses	44.44% (4)	33.33% (3)	11.11% (1)	11.11% (1)	9
Grievance Redressal System	22.22% (2)	55.56% (5)	22.22% (2)	0.00% (0)	9



Q3 Did you ever experience or notice any of the following kinds of discrimination on the campus?

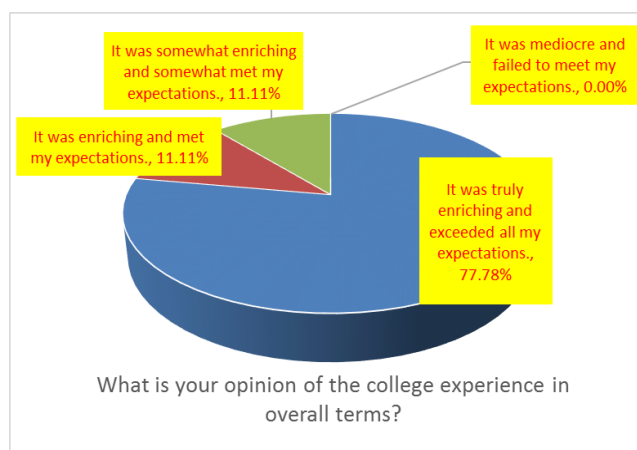
- Parameters (Yes/No)

PARAMETER	YES	NO
Gender	22.22% (2)	77.78% (7)
Racial	11.11% (1)	88.89% (8)
Religious	22.22% (2)	77.78% (7)
Language	22.22% (2)	77.78% (7)
Disability	11.11% (1)	88.89% (8)
Sexual Orientation	22.22% (2)	77.78% (7)



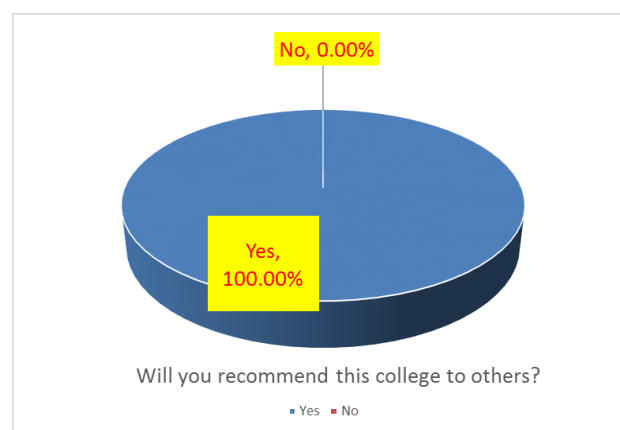
**Q4 What is your opinion of the college experience in overall terms?**

ANSWER CHOICES	RESPONSES
It was truly enriching and exceeded all my expectations.	77.78% (7)
It was enriching and met my expectations.	11.11% (1)
It was somewhat enriching and somewhat met my expectations.	11.11% (1)
It was mediocre and failed to meet my expectations.	0.00% (0)



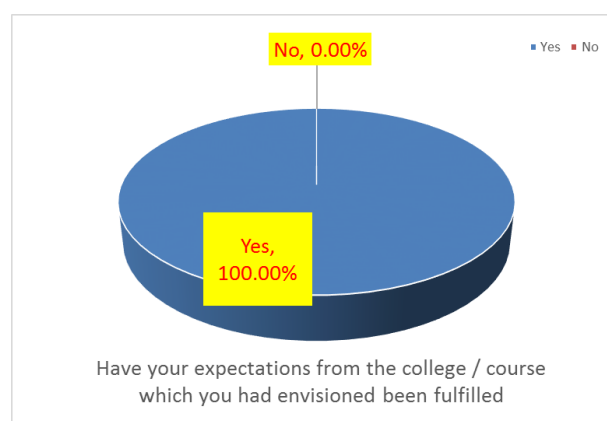
**Q5 Will you recommend this College to others?**

ANSWER CHOICES	RESPONSES
YES	100% (9)
NO	0% (0)



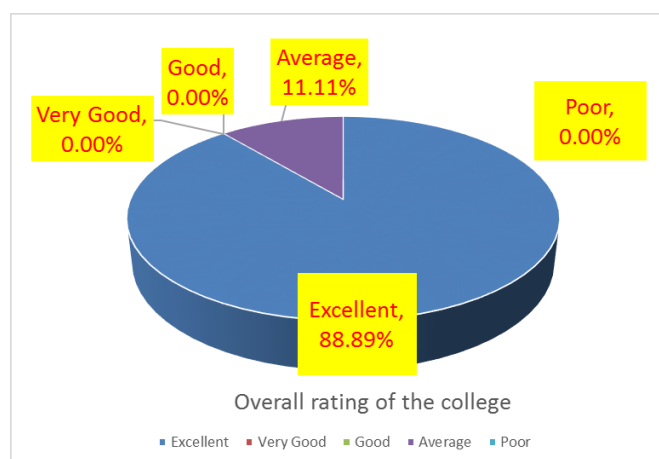
Q6 Have your expectations from the college/course which you had envisioned been fulfilled?

ANSWER CHOICES	RESPONSES
YES	100% (9)
NO	0% (0)



Q7 Overall rating of the college

ANSWER CHOICES	RESPONSES
Excellent	88.89% (8)
Very Good	0% (0)
Good	0% (0)
Average	11.11% (1)
<b>Answered</b>	<b>9</b>



### Summary of students' responses-

1. The college uses ICT for teaching, learning and assessment
2. The faculty of the college is well qualified and experienced.
3. The college organises a number of co-curricular activities, events, guest lectures, orientations, seminars, etc.
4. The college faculty provides able guidance and help to students in the dissertation work.
5. Academic and physical infrastructure is very good.
6. The colleges emphasis the use of student-centric teaching methodologies like experiential learning, problem solving method, flipped classroom, panel discussions etc.
7. The college helps in the development of student's personality through communication skills workshops, value added courses and life skills programme.
8. The curriculum of all programmes is relevant, need based and as per local, regional, national and global trends.
9. Placement opportunities are provided to students through campus interviews and information about available vacancies in schools.
10. The college through its rigorous practices inculcates a sense of discipline, focus and dedication among students.

## Major Observations/Suggestions and Action Taken

S.No.	Areas of Concern	Action Taken
1.	Timely declaration of result	<ul style="list-style-type: none"> <li>• The issue was addressed by organising a problem-solving cum training session on SONET ERP. Hands-on training was provided to the examination department for all pending modules.</li> <li>• Errors were rectified at software back end to ensure resolution of issues and timely declaration of result.</li> <li>• Results of B.Ed., B.Ed. Spl (ID), M.Ed. MA Education semester I (2021-23 batch), B.Ed., B.Ed. Spl (ID), M.Ed. MA Education, semester III &amp; B.Ed., B.Ed. Spl (ID) IV (2020-22 batch) have been declared. M.Ed. and MA Education semester IV (2020-22 batch) results are under process.</li> </ul>
2.	Organization of educational tours and field trips	<ul style="list-style-type: none"> <li>• A two-day educational tour to Guru Nanak Dev University, Amritsar was organized for the students of the Department of Special Education on 16<sup>th</sup> and 17<sup>th</sup> September 2022.</li> <li>• The students also visited All India Pingalwara Charitable Trust. The students got the chance to visit different units of the institute namely, special school, residential home, old-age home, prosthetic centre, and therapy unit.</li> </ul>
3.	Improvement in canteen facility	<ul style="list-style-type: none"> <li>• New washbasin was installed.</li> <li>• New chairs were provided.</li> <li>• Additional support staff was appointed by the canteen vendor.</li> <li>• Additional storage drawers were built.</li> <li>• Further refurbishment of canteen space has been proposed by the Management.</li> </ul>
4.	Practical exposure for students of B.Ed. Spl (ID) programme	<ul style="list-style-type: none"> <li>• To enhance the competence and skills for developing IEPs and handling behavioural issues of children with special needs, a</li> </ul>

		<p>component which the college was not able to transact during the COVID pandemic, the students were given hands on experience in the inclusive school of Model Academy.</p> <ul style="list-style-type: none"> <li>The students conducted group teaching specifically for Children with Intellectual Disability (CWID) and resource room teaching for children with Learning Disability (LD).</li> </ul>
5.	Improvement in games and sports facilities	<ul style="list-style-type: none"> <li>New sports equipment has been bought for students.</li> <li>Common room facility has been provided where students can play indoor games.</li> </ul>

*Jasleen Kour Mohial*

**Jasleen Kour Mohial**  
**Coordinator**  
**IQAC**

*Dr Adit Gupta*

**Dr Adit Gupta**  
**Principal**

