

MIER COLLEGE OF EDUCATION (Autonomous)

College with Potential for Excellence Status by the UGC

Recognised by the J&K Govt. &

Permanently Affiliated to the University of Jammu

Accredited by the NAAC with 'A+' Grade

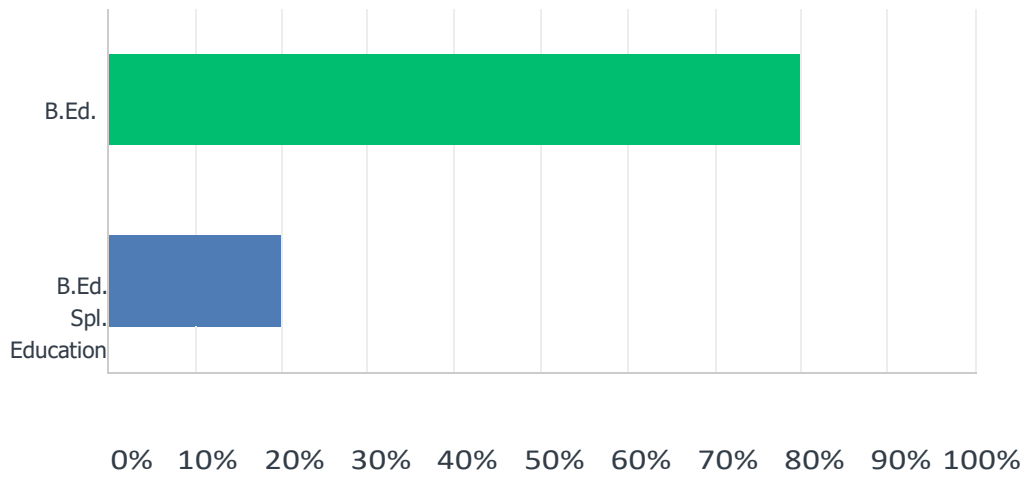
Student Exit Survey

Batch 2019-21

Analysis Report

Q1 Programme

Answered: 130 Skipped: 0

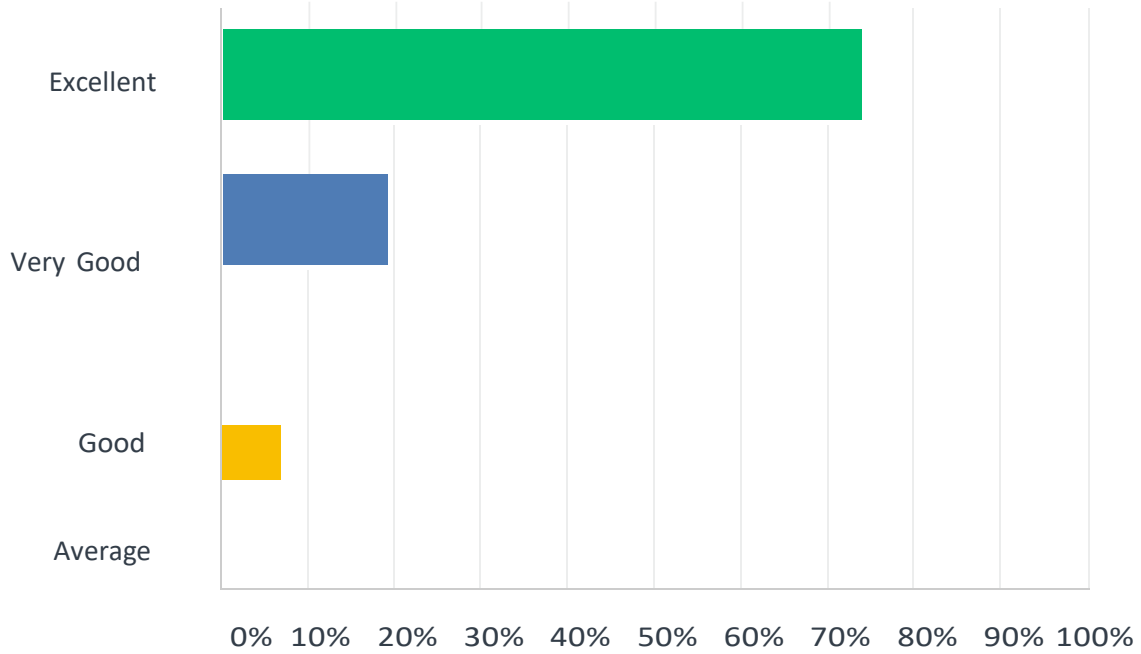


ANSWER CHOICES	RESPONSES	
B.Ed.	80.00%	104
B.Ed. Spl. Education	20.00%	26
TOTAL		130

Q2 Based on your experience, give your overall rating of the following:

Principal

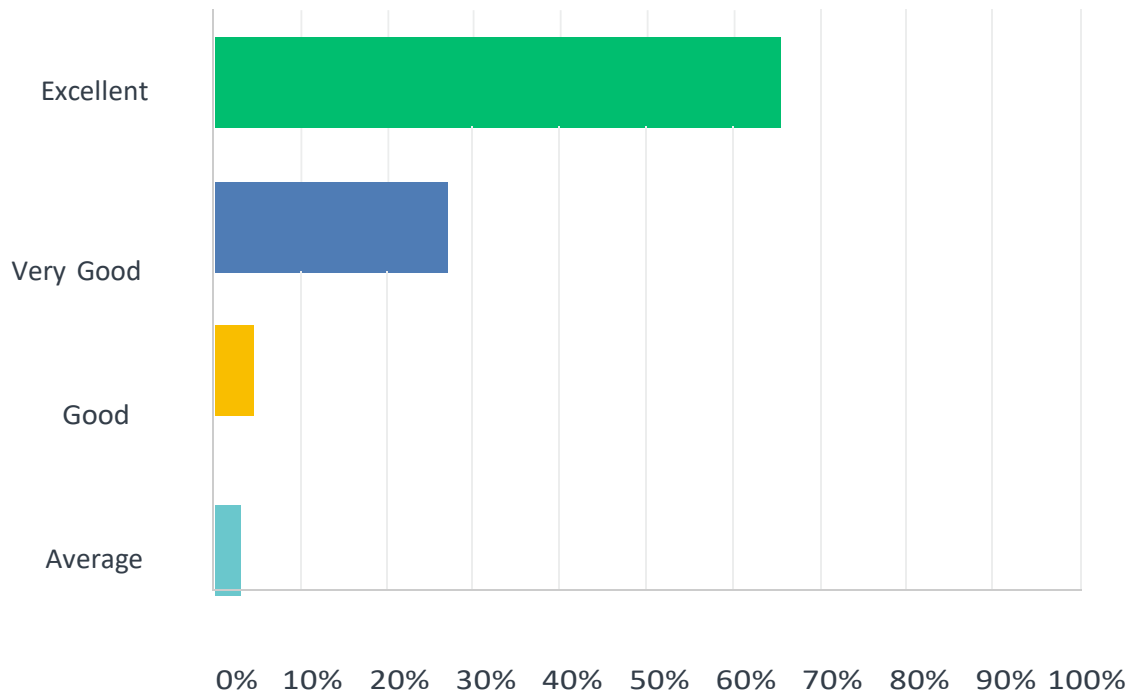
Answered: 130 Skipped: 0



ANSWER CHOICES	RESPONSES	
Excellent	73.85%	96
Very Good	19.23%	25
Good	6.92%	9
Average	0.00%	0
TOTAL		130

HoD

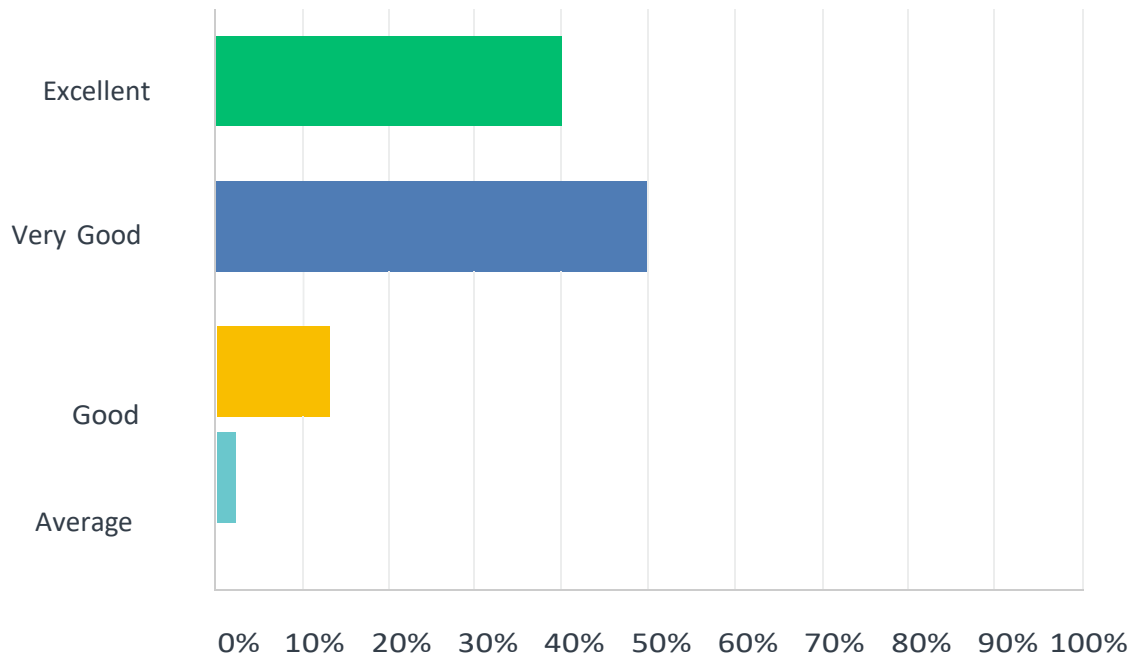
Answered: 130 Skipped: 0



ANSWER CHOICES	RESPONSES	
Excellent	65.38%	85
Very Good	26.92%	35
Good	4.62%	6
Average	3.08%	4
TOTAL		130

Faculty Members

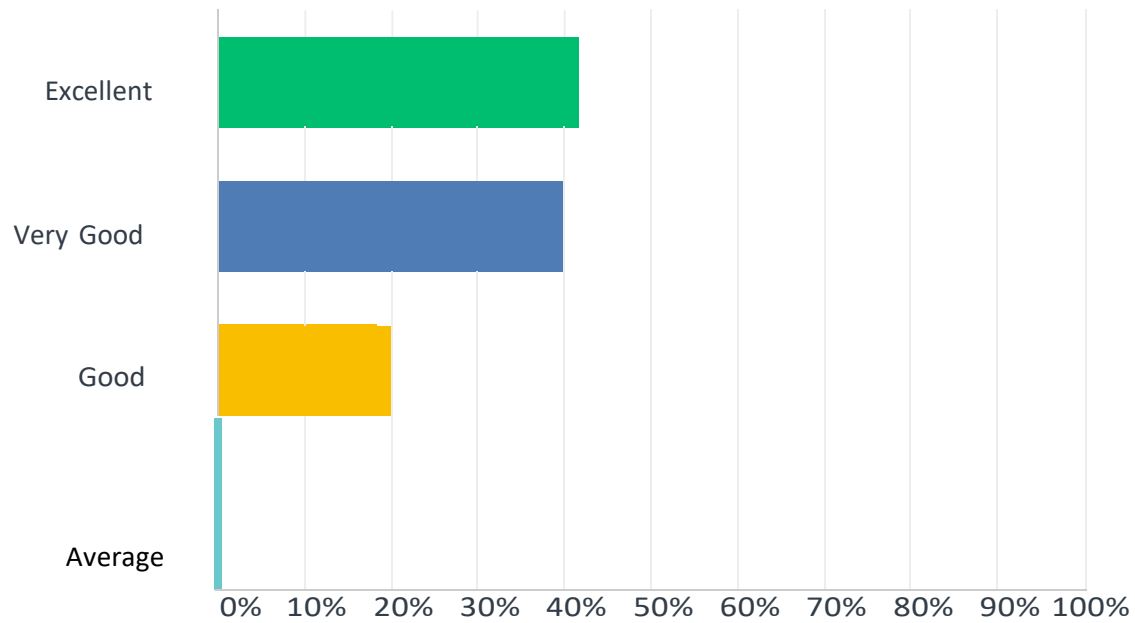
Answered: 130 Skipped: 0



ANSWER CHOICES	RESPONSES	
Excellent	40.77%	53
Very Good	43.85%	57
Good	13.08%	17
Average	2.31%	3
TOTAL		130

Quality of Teaching & Assessment

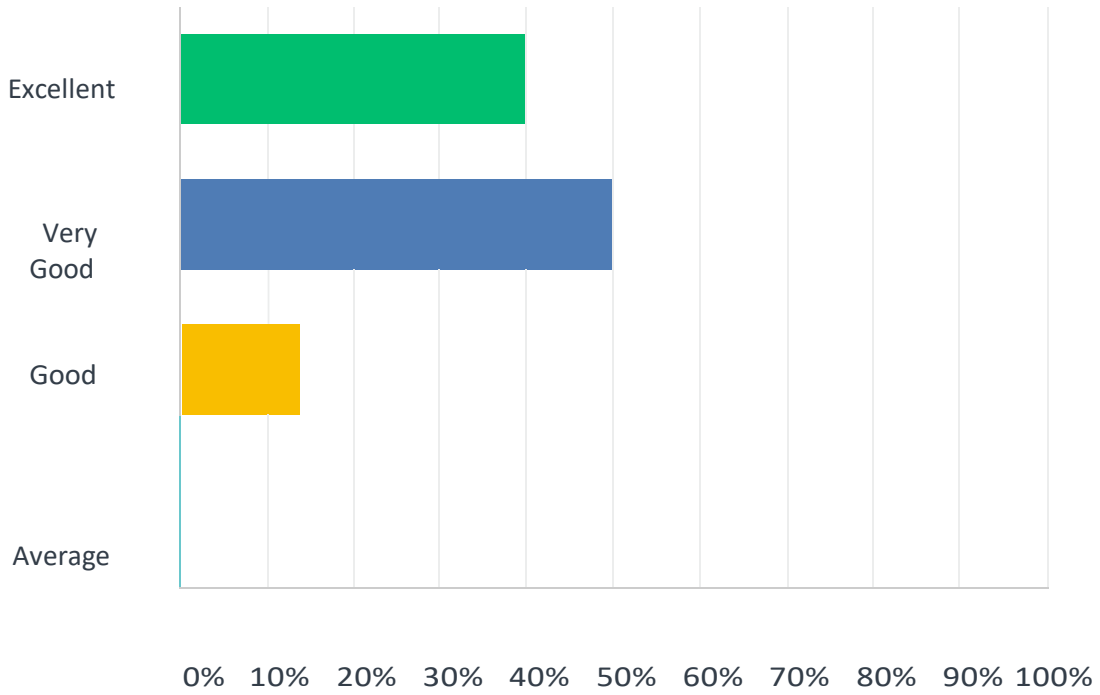
Answered: 130 Skipped: 0



ANSWER CHOICES	RESPONSES	
Excellent	41.54%	54
Very Good	39.23%	51
Good	18.46%	24
Average	0.77%	1
TOTAL		130

Quality of Curriculum

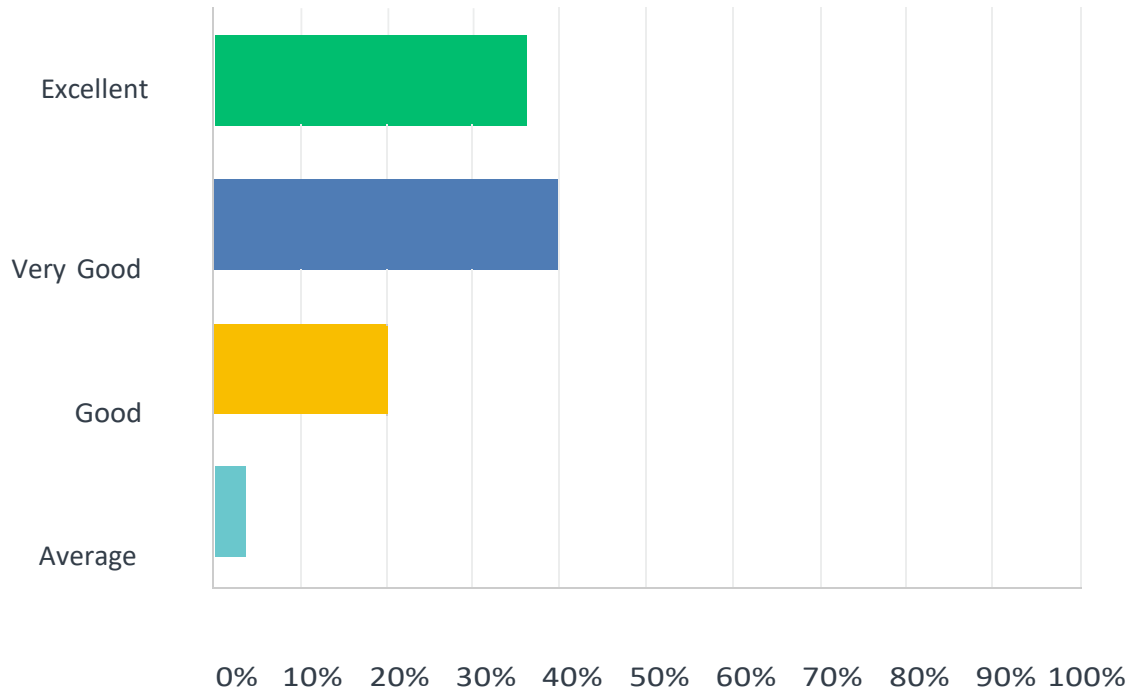
Answered: 130 Skipped: 0



ANSWER CHOICES	RESPONSES	
Excellent	39.23%	51
Very Good	45.38%	59
Good	13.85%	18
Average	1.54%	2
TOTAL		130

Student /Teacher Relationship

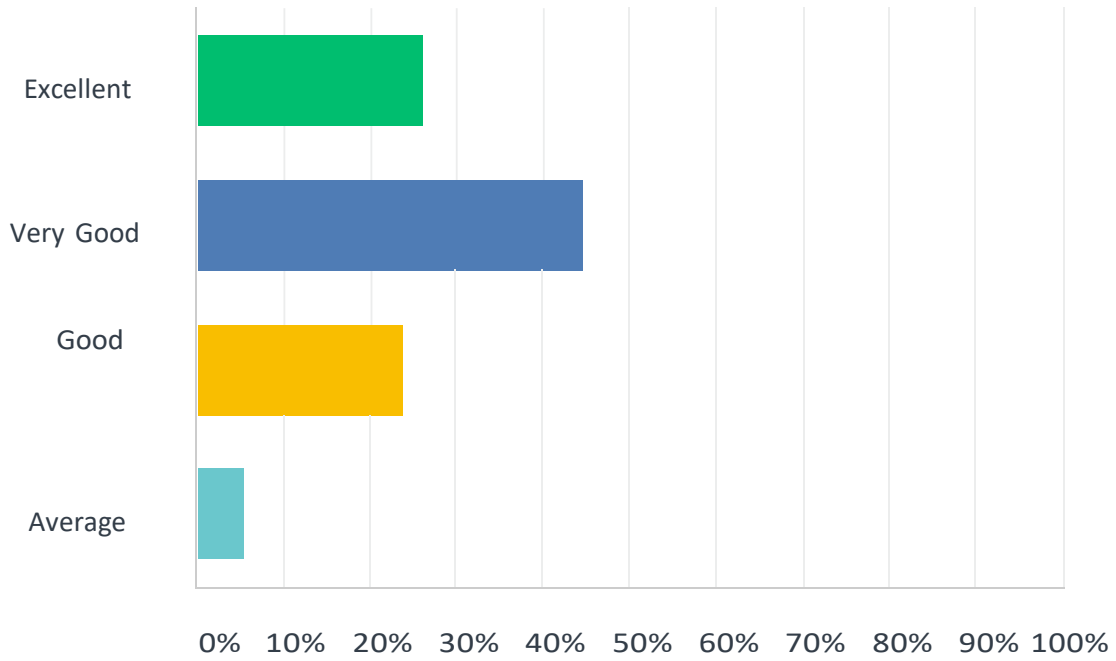
Answered: 130 Skipped: 0



ANSWER CHOICES	RESPONSES	
Excellent	36.15%	47
Very Good	39.23%	51
Good	20.77%	27
Average	3.85%	5
TOTAL		130

Co-Curricular & Outreach Activities

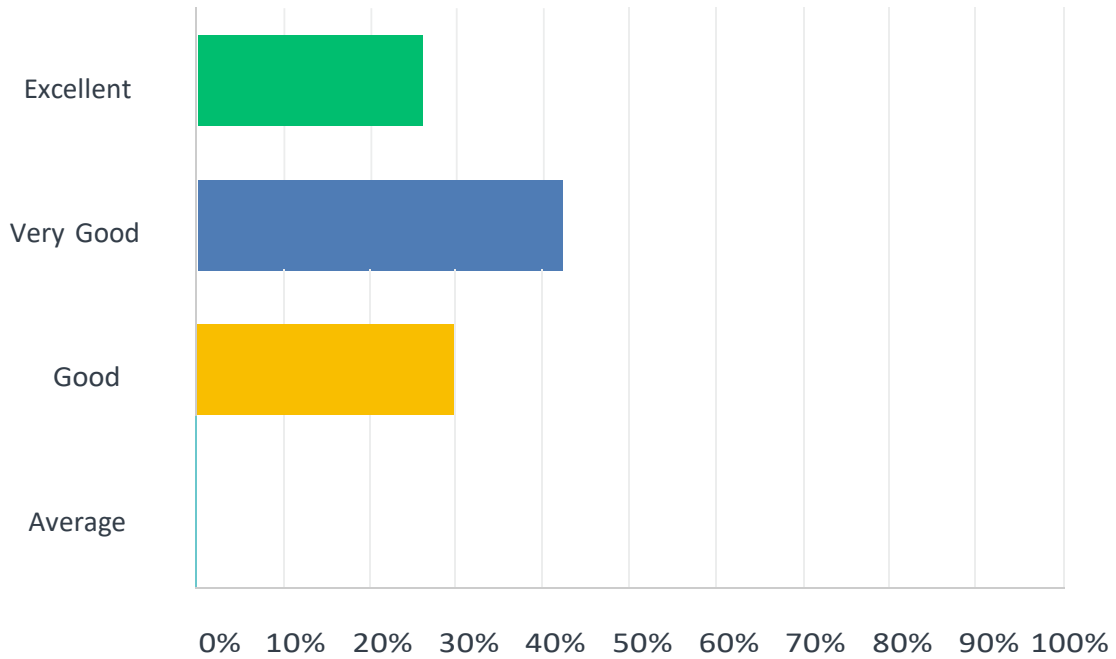
Answered: 130 Skipped: 0



ANSWER CHOICES	RESPONSES	
Excellent	26.15%	34
Very Good	44.62%	58
Good	23.85%	31
Average	5.38%	7
TOTAL		130

Library Facility

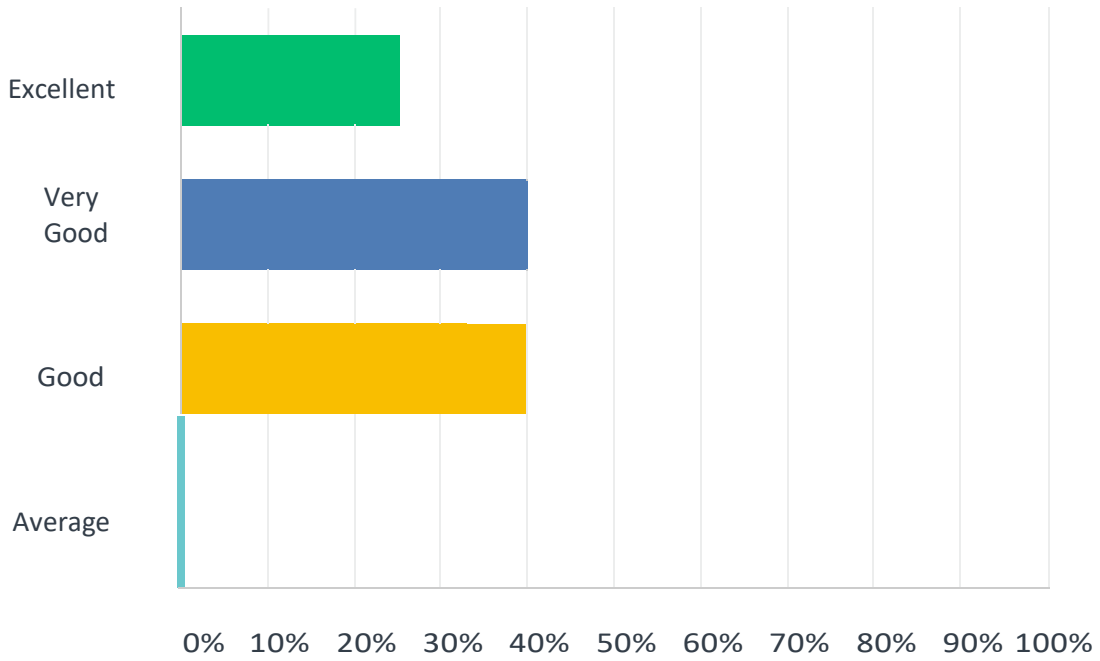
Answered: 130 Skipped: 0



ANSWER CHOICES	RESPONSES	
Excellent	26.15%	34
Very Good	42.31%	55
Good	30.00%	39
Average	1.54%	2
TOTAL		130

Computer Lab Facility

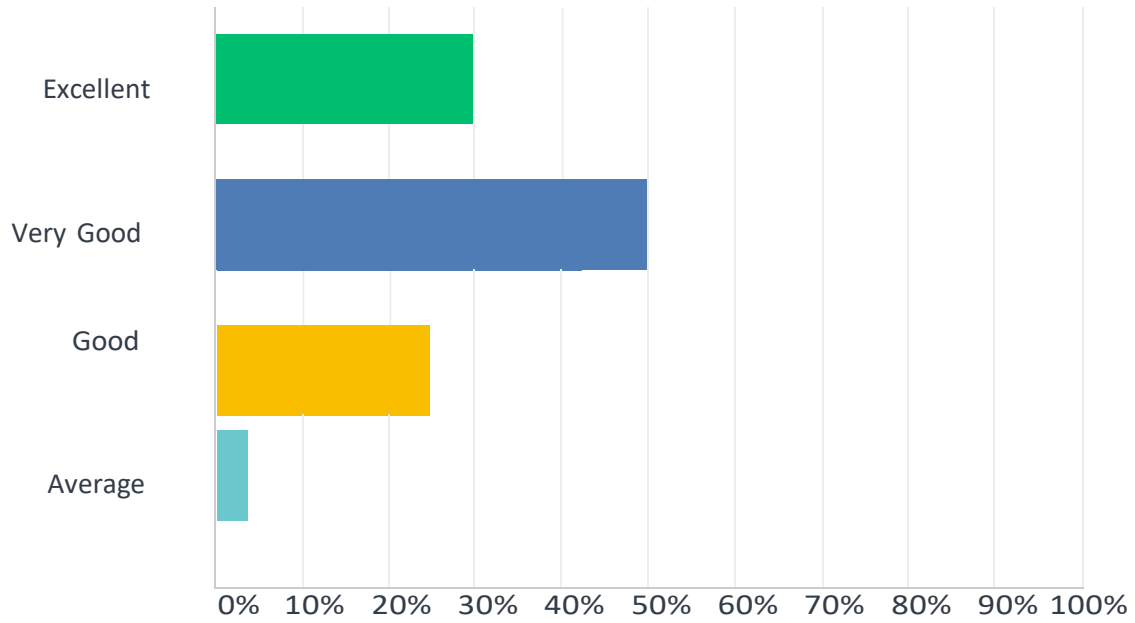
Answered: 130 Skipped: 0



ANSWER CHOICES	RESPONSES	
Excellent	25.38%	33
Very Good	40.77%	53
Good	33.08%	43
Average	0.77%	1
TOTAL		130

General Infrastructure

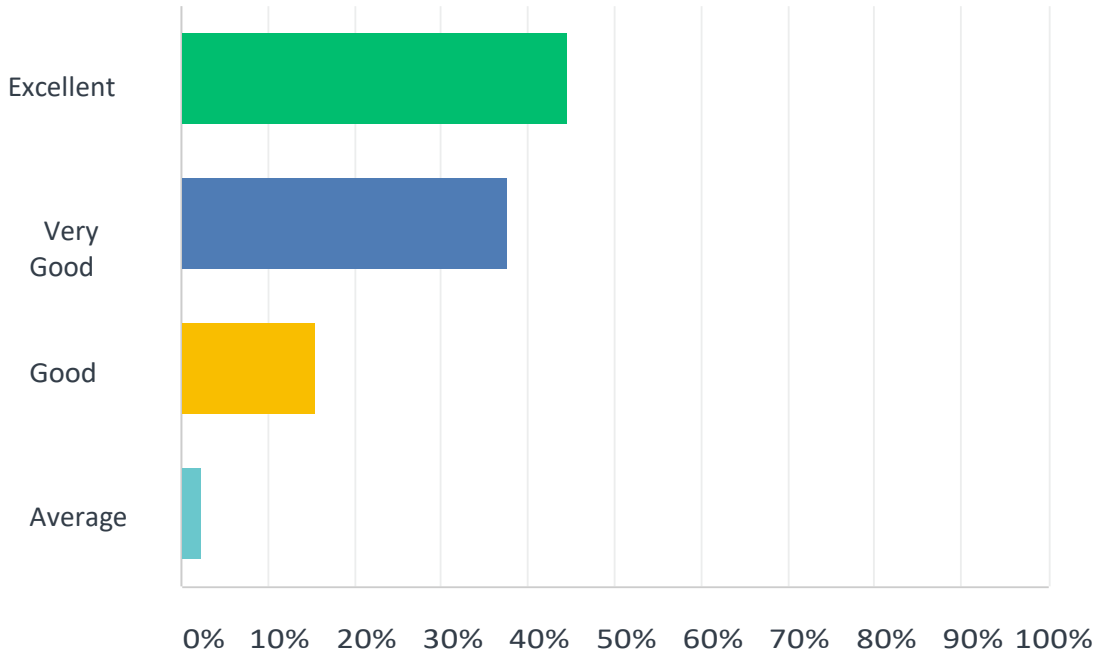
Answered: 130 Skipped: 0



ANSWER CHOICES	RESPONSES	
Excellent	29.23%	38
Very Good	42.31%	55
Good	24.62%	32
Average	3.85%	5
TOTAL		130

Safety and Security

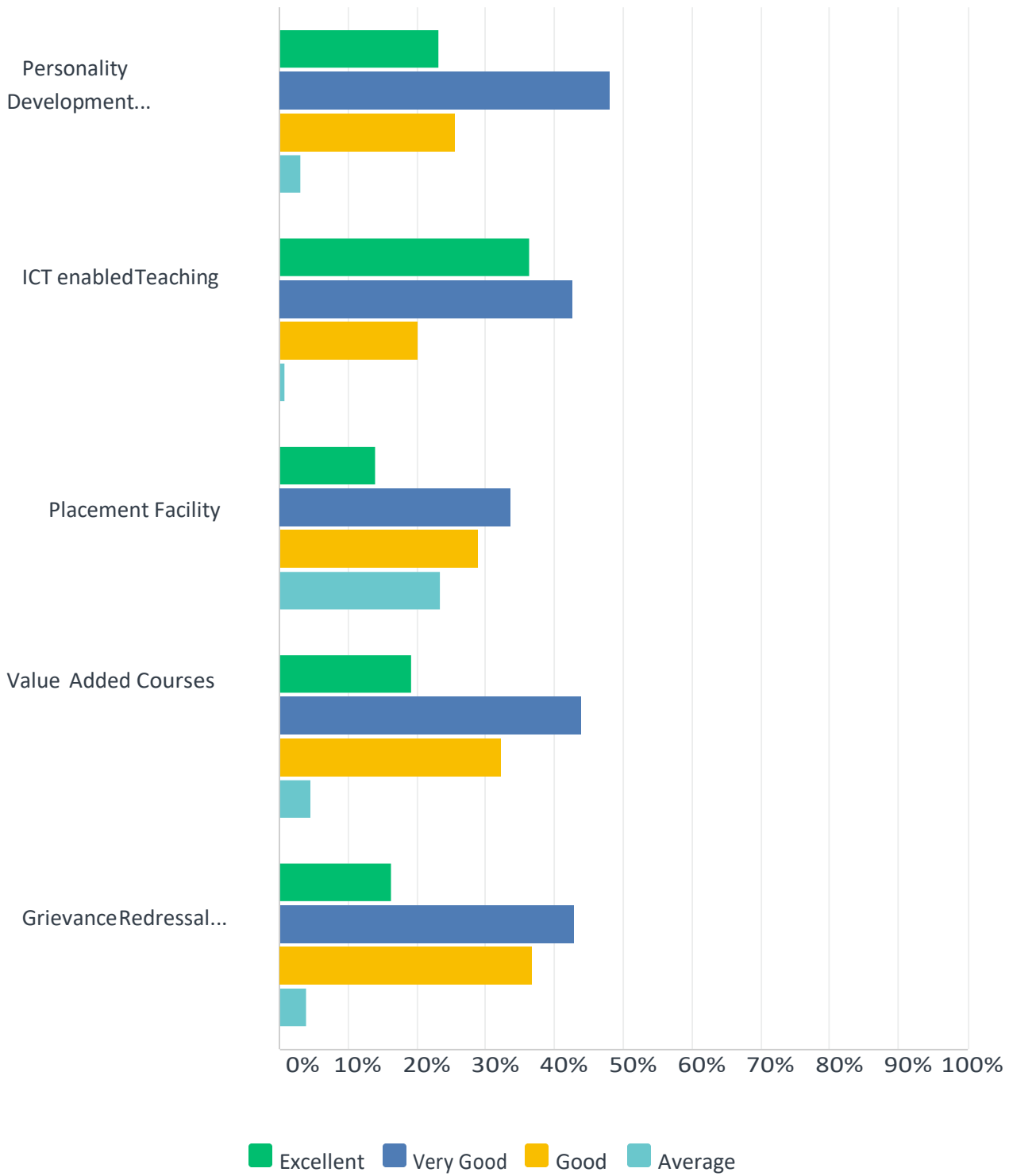
Answered: 130 Skipped: 0



ANSWER CHOICES	RESPONSES	
Excellent	44.62%	58
Very Good	37.69%	49
Good	15.38%	20
Average	2.31%	3
TOTAL		130

Q3 Kindly rate the impact of the following initiatives taken by the College:

Answered: 130 Skipped: 0

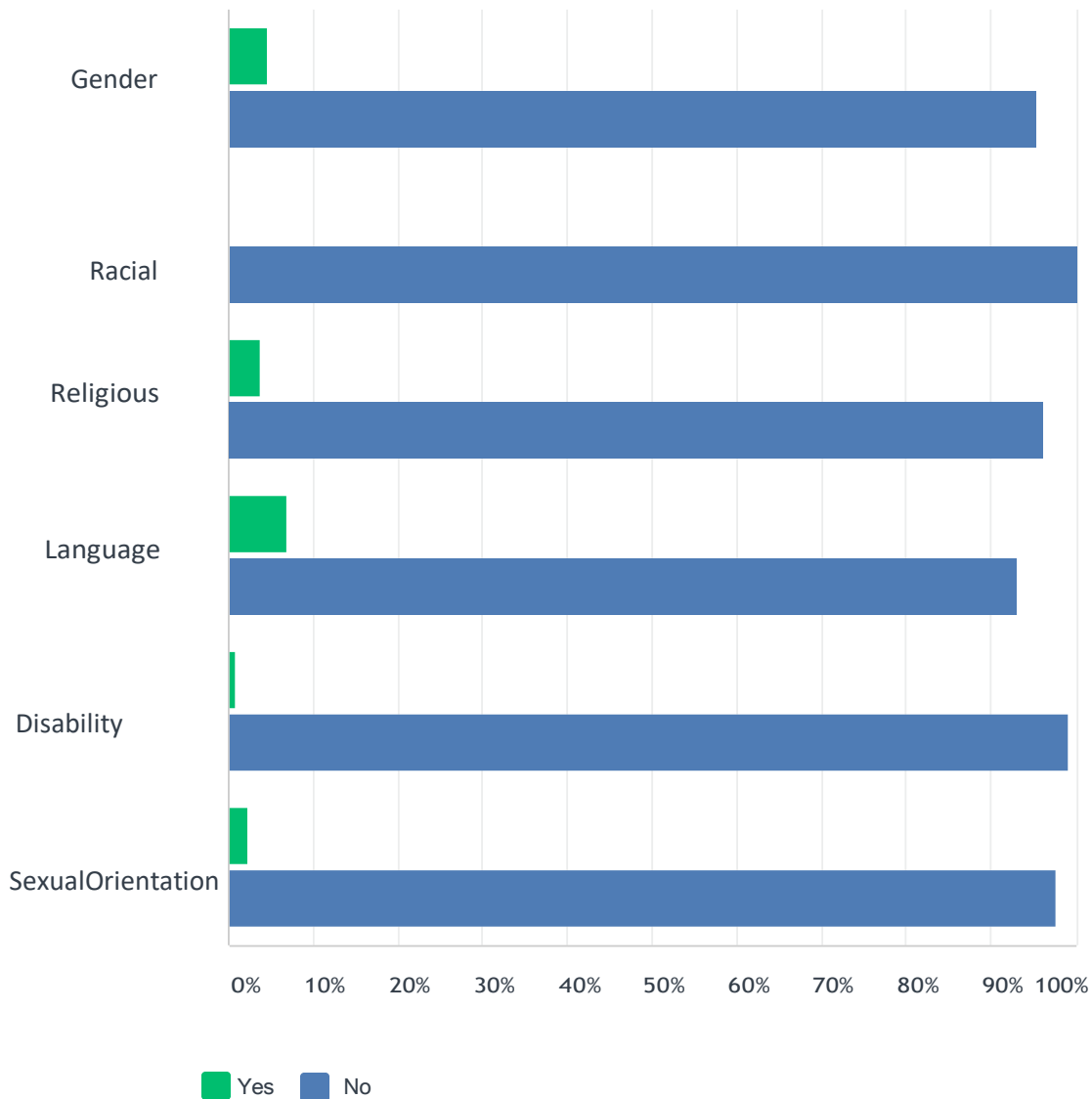


Exit Survey UG Department 2019-2021 Batch

	EXCELLENT	VERY GOOD	GOOD	AVERAGE	TOTAL	WEIGHTED AVERAGE
Personality Development Programmes	23.26% 30	48.06% 62	25.58% 33	3.10% 4	129	2.09
ICT enabled Teaching	36.43% 47	42.64% 55	20.16% 26	0.78% 1	129	1.85
Placement Facility	14.06% 18	33.59% 43	28.91% 37	23.44% 30	128	2.62
Value Added Courses	19.23% 25	43.85% 57	32.31% 42	4.62% 6	130	2.22
Grievance Redressal System	16.41% 21	42.97% 55	36.72% 47	3.91% 5	128	2.28

Q4 Did you ever experience or notice any of the following kinds of discrimination on the campus?

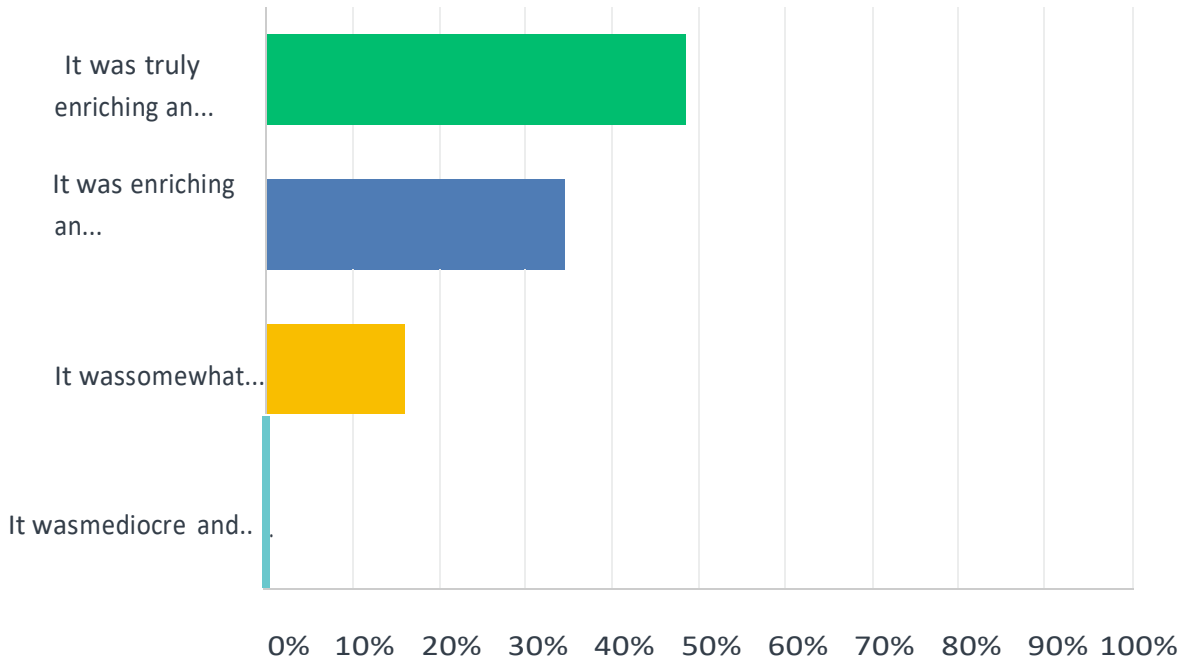
Answered: 130 Skipped: 0



	YES	NO	TOTAL	WEIGHTED AVERAGE
Gender	4.62% 6	95.38% 124	130	1.95
Racial	0.00% 0	100.00% 130	130	2.00
Religious	3.85% 5	96.15% 125	130	1.96
Language	6.98% 9	93.02% 120	129	1.93
Disability	0.77% 1	99.23% 129	130	1.99
Sexual Orientation	2.33% 3	97.67% 126	129	1.98

Q5 What is your opinion of the College experience in overall terms?

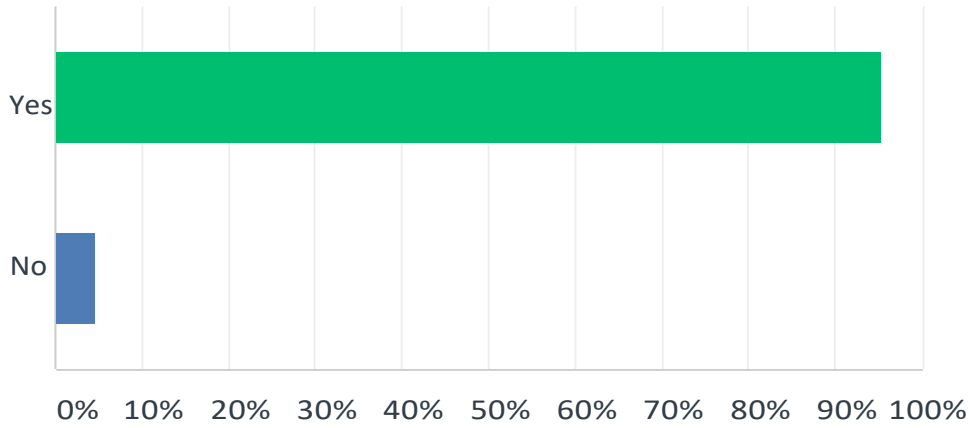
Answered: 130 Skipped: 0



ANSWER CHOICES	RESPONSES	
It was truly enriching and exceeded all my expectations.	48.46%	63
It was enriching and met my expectations.	34.62%	45
It was somewhat enriching and somewhat met my expectations.	16.15%	21
It was mediocre and failed to meet my expectations.	0.77%	1
TOTAL		130

Q6 Will you recommend this college to others?

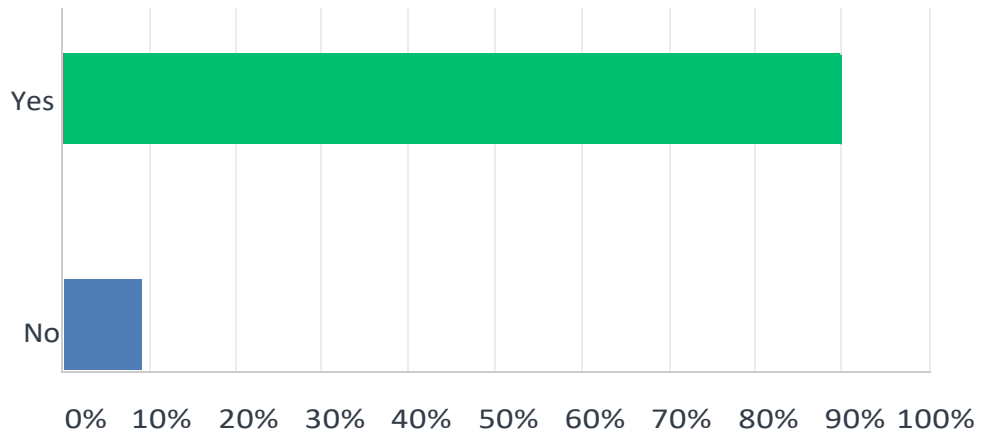
Answered: 130 Skipped: 0



ANSWER CHOICES	RESPONSES	
Yes	95.38%	124
No	4.62%	6
TOTAL		130

Q7 Have your expectations from the College / course which you had envisioned been fulfilled?

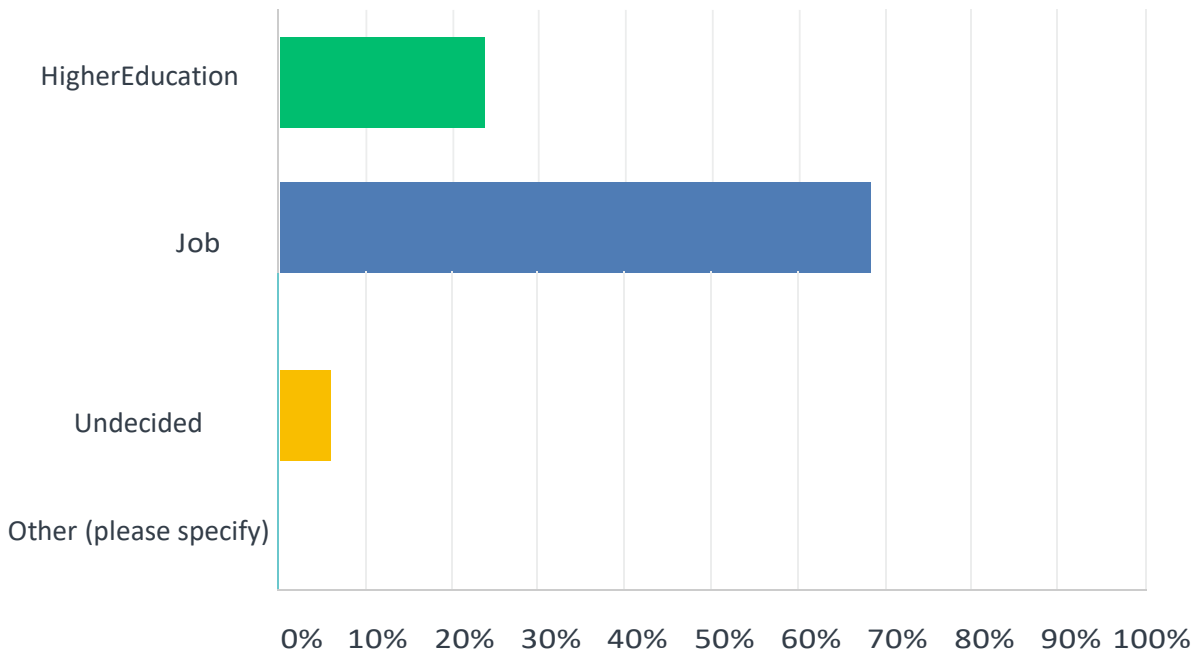
Answered: 130 Skipped: 0



ANSWER CHOICES	RESPONSES	
Yes	90.77%	118
No	9.23%	12
TOTAL		130

Q8 Future Plans:

Answered: 130 Skipped: 0

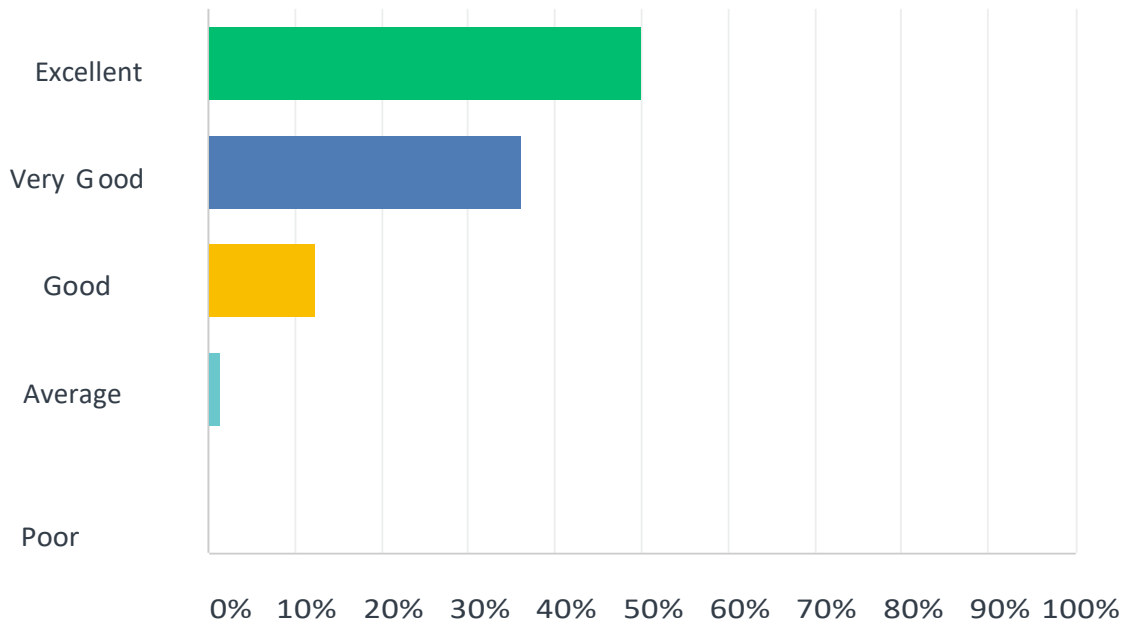


ANSWER CHOICES	RESPONSES	
Higher Education	23.85%	31
Job	68.46%	89
Undecided	6.15%	8
Other (please specify)	1.54%	2
TOTAL		130

#	OTHER (PLEASE SPECIFY)
1	Higher Education + Job
2	PhD program

Q9 Overall rating of the College

Answered: 130 Skipped: 0



ANSWER CHOICES	RESPONSES	
Excellent	50.00%	65
Very Good	36.15%	47
Good	12.31%	16
Average	1.54%	2
Poor	0.00%	0

Summary of students' responses on two best practices of the college:

1. Use of ICT in teaching-learning and evaluation
2. Multiple mode approach to teaching-learning, including experiential learning, participative learning, problem solving methodologies, brain storming, focused group discussion, etc.
3. Organisation of various co-curricular activities
4. Value-added courses and communication skills classes
5. Establishment of linkages with foreign universities
6. Organisation of seminars, conferences, panel discussions and webinars
7. Safe, clean and environmental friendly campus
8. Emphasis on discipline, moral values and punctuality
9. Physical and academic infrastructure
10. Extension and outreach activities

Summary of students' responses on two areas of improvement for the college:

1. Infrastructure of college canteen and washrooms
2. College playground and sports facilities
3. More placement opportunities for students
4. Provision of self-study period in the time-table
5. Better parking facility



Jasleen Kour Mohial

**Coordinator
IQA**



Dr Adit Gupta

Principal

